

CITY OF NEDERLAND

**PROPOSED
ANNUAL BUDGET**

FISCAL YEAR

OCTOBER 1, 2022 - SEPTEMBER 30, 2023

MAYOR

Don Albanese

COUNCIL MEMBERS

Councilmember, Ward I

Talmadge Austin

Councilmember, Ward II, Mayor Pro-Tem

Sylvia Root

Councilmember, Ward III

Randy Sonnier

Councilmember, Ward IV

David Guillot

SUBMITTED BY

Christopher Duque
City Manager

**CITY OF NEDERLAND 2022-2023 BUDGET
TABLE OF CONTENTS**

	Page
Transmittal Letter	i
FINANCIAL SUMMARIES	
Balance Sheet - All Funds	2
Statement of Revenues & Appropriations - All Funds	4
Consolidated Statement	6
Summary of Expenditures - All Funds	7
FINANCIAL SECTION	
GENERAL FUND	
Schedule of Revenues & Appropriations	9
Summary of Expenditures	10
Departmental Budgets	
City Council	11
Legal	15
City Manager	19
Finance	23
Personnel	27
City Hall	33
Police	37
Fire	45
Inspections	51
Code Enforcement	55
Public Works Administration	59
Streets	63
Animal Control	67
Parks and Recreation	71
Library	75
Other Requirements	79
STREET IMPROVEMENT FUND	
Schedule of Revenues & Appropriations	84
Street Improvement Fund	85
WATER & SEWER FUND	
Schedule of Revenues & Appropriations	87
Summary of Expenditures	88
Departmental Budgets	
Water Treatment	89
Billing and Collections	93
Wastewater Treatment	97
Water Distribution/Sewer Collection	101
Other Requirements	105
SSES PROJECT FUND	
Schedule of Revenues & Appropriations	110
SSES Project Fund	111
SOLID WASTE FUND	
Schedule of Revenues & Appropriations	113
Summary of Expenditures	114
Solid Waste	115
Other Requirements	119

**CITY OF NEDERLAND 2022-2023 BUDGET
TABLE OF CONTENTS**

	Page
EQUIPMENT REPLACEMENT FUNDS	
Equipment Replacement Fund - General	124
Equipment Replacement Fund - Water & Sewer	127
Equipment Replacement Fund - Solid Waste	130
SPECIAL FUNDS	
POLICE NARCOTICS FUND	
Schedule of Revenues & Appropriations	134
Police Narcotics Fund	135
LIBRARY SPECIAL FUND	
Schedule of Revenues & Appropriations	138
Library Special Fund	139
COURT TECHNOLOGY FUND	
Schedule of Revenues & Appropriations	146
Court Technology Fund	147
HOTEL/MOTEL FUND	
Schedule of Revenues & Appropriations	150
Hotel/Motel Fund	151
FIRE DEPARTMENT SPECIAL FUND	
Schedule of Revenues & Appropriations	154
Fire Dept. Special Fund	155
PARKS & RECREATION SPECIAL FUND	
Schedule of Revenues & Appropriations	162
Parks & Recreation Special Fund	163
MID-COUNTY MUNICIPAL LEAGUE CENTRAL DISPATCH	
Schedule of Revenues & Appropriations	172
MCML Information Technology	173
MCML Central Dispatch	176
DEBT SERVICE FUND	
Schedule of Revenues & Appropriations	180
Debt Service Fund	181
SUPPLEMENTAL INFORMATION	
DEBT SCHEDULES	
Summary of Total Bonded Indebtedness	183
Chronological Statement of Debt Requirements	184
Summary Schedules	185
SUMMARY OF CAPITAL EXPENDITURES	
Capital Outlay by Fund and Department	195
GLOSSARY OF TERMS	197
OBJECT CLASSIFICATIONS	199
PERSONNEL POSITIONS AND WAGE SCALE	
List of Positions	205
Wage Scale	207



Don Albanese, Mayor
Sylvia Root, Mayor Pro Tem
Talmadge Austin, Councilmember
Randy Sonnier, Councilmember
David Guillot, Councilmember
Christopher Duque, City Manager

City of Nederland

August 8, 2022

Dear Honorable Mayor and Members of the City Council:

I am pleased to present the proposed Fiscal Year 2022-2023 Annual Budget for the City of Nederland. This document has been prepared in accordance with Article VII, Section 7.02 of the City Charter and includes financial information regarding the General Fund, Water and Sewer Fund, Solid Waste Fund, Central Dispatch, and other special funds. The proposed FY 2022-2023 budget for all funds totals \$27,247,538.

The FY 2022-2023 Annual Budget reflects both the needs of the citizenry and the policy mandates of the City Council. The Budget is realistic, feasible, and cost-effective. It not only addresses the existing level of services, which City staff has been directed to provide and which our citizens have come to expect and deserve, but it also addresses issues that arose during the budget process. As the elected officials of the City, the City Council performs a vital role in policy-making and the general well-being of the community. Policy-making requires that the City Council express its service objectives, particularly in terms of the services that the City Council believes will meet its goals for the community.

The Annual Budget is a fiscal blueprint for the implementation of plans and programs intended to establish service delivery levels sufficient to meet the City's goals and objectives for FY 2022-2023. Furthermore, the Budget serves as a guide for financial control and implementation of City Council policy mandates. In addition to indicating the FY 2022-2023 Budget highlights and goals, there were a number of accomplishments during the previous fiscal year:

FY 2021-2022 IN REVIEW

- Reduced the tax rate from \$0.579708 to \$0.517206 per \$100 assessed taxable value (no-new revenue tax rate); maintained the lowest municipal tax rates in Jefferson County; continued to provide \$15,000 Homestead Tax Exemptions for the elderly and the disabled.
- Completed street improvements to address the City's transportation network, approximately \$2,571,615.50, including the hot mix overlay of Boston Avenue (11th St to 9th St), Beauxart Garden Road (Holmes Rd to the concrete transition), Hardy Avenue (Ave A to Ave H), South 33rd Street (Nederland Ave to Hardy Ave), South 25th Street (Ave H to Nederland Ave), 10th Street (Helena Ave to Boston Ave), and 9th Street (Helena Ave to Nederland Ave), concrete street repairs of Avenue H (14th St to 29th St) and 30th Street (Nederland Ave to West Atlanta Ave), and bomag and chip sealed over a mile of residential neighborhood streets.

“Programmed for Progress”

- Completed Wastewater Treatment Plant Improvements Phase 1 project (\$1,198,236), which encompasses ultraviolet disinfection system upgrades, replacing the clarifier weirs, baffles, and suction headers, and expanding the lift station MCC building.
- Completed construction of new concrete parking lot at Babe Ruth Park (\$276,877) for use by the Babe Ruth League and Adaptive Sports for Kids.
- Commenced the installation of generators at four lift stations with Hazard Mitigation Grant Program funding (\$289,620).
- Commenced the Storm Sewer Improvements (17th Street & Avenue N) – Allen Meadows Subdivision project (\$79,910).
- Commenced the Water Main Repairs project near FM 365 and the Drainage District 7 canal (\$215,310).
- Adjusted Utility Rates to ensure the fiscal stability of services—the water base rate was adjusted by \$0.25 (\$10.25 to \$10.50), the per 1,000 gallons water rate was adjusted by \$0.50 (\$2.85 to \$3.35 or \$2.86 to \$3.36), the sewer base rate was adjusted by \$0.25 (\$10.65 to \$10.90), and the per 1,000 gallons sewer rate was adjusted by \$0.40 (\$5.10 to \$5.50 or \$5.31 to \$5.71).
- Received \$114,363.48 in grant funding and donations: \$1,708 – Law Enforcement Officer Standards and Education Funds (Police), \$597 – Law Enforcement Officer Standards and Education Funds (Fire), \$1,815 – Texas Forest Service (Fire) \$64,200 – Wilton and Effie Mae Hebert Foundation (Library), \$2,000 – Entergy (Parks & Recreation); received donations of \$11,543.48 from Friends of the Library (Library), \$19,000 from Energy Transfer Partners (Fire), \$2,500 from American Legion (Fire), \$2,500 from American Legion (Police), and \$8,500 from Phillips 66 (Fire).
- Purchased three Police detective units, a streets broom for the Streets Department, and a garbage truck for the Solid Waste Department.
- Purchased thirteen self-contained breathing apparatus and accessories for the Nederland Fire Department (\$108,642).
- Purchased ballistic vests, a ballistic shield, tasers, and radios for the Nederland Police Department.
- Engaged CT Bannon Corporation to assess the pond at Doornbos Park for possible pond wall repairs and dredging maintenance (\$38,430).
- Installed new carpet at the Marion & Ed Hughes Public Library (\$116,000).
- Purchased new play features for 5th Street Park (\$52,242.80).
- Approved a revised Interlocal Agreement with Jefferson County for jail fees.
- Accepted the Boston Avenue Arch from the Nederland Economic Development Corporation.
- Donated Nederland Fire Department’s old ladder truck to the regional fire academy at Lamar Institute of Technology.
- Established the City of Nederland Non-Profit Partnership Grant Program to assist non-profit organizations impacted by the COVID-19 pandemic with the City’s allocated Coronavirus Local Fiscal Recovery Funds.
- Amended the pay plan for volunteer firefighters.
- Continued to fund spay & neutering program of Nederland residents’ pets in an effort to control the pet population and commenced a feline population control program.
- Continued the strong working relationship with the Nederland Independent School District to include discounting building permit fees for the NISD bond projects, serving as a secondary

- evacuation location for Hillcrest Elementary, and approving an interlocal agreement for maintenance of water mains at Nederland High School and the four elementary campuses.
- Hosted four Town Hall meetings to improve communication with citizens.
 - Upgraded the ISO Rating (Public Protection Class) to 03/3X.
 - Continued to reduce the crime rate.
 - Resumed holding community events including the National Night Out, Monsters in the Park, Veterans' Day, holiday decorating, Christmas on the Avenue, "Trash Bash", National Day of Prayer, and the July 4th Fireworks Extravaganza.
 - Awarded for the 24th year in a row the Certificate of Achievement for Excellence in Financial Reporting by the Government Finance Officers Association of the United States and Canada for the City's comprehensive annual financial report.
 - Continued the partnership with Adaptive Sports for Kids, which provides athletic/recreational activities, such as baseball, soccer, basketball, etc. for children and adults with disabilities.
 - Improved workplace safety and reduced the number of injury claims.
 - Continued the strong relationship with the Nederland Economic Development Corporation and Nederland Chamber of Commerce in order to promote commerce and industrial growth.
 - Continuation of residential and commercial growth in our City that will impact economic growth and opportunities for our citizenry.
 - Continued to assess each City department's delivery of services to ensure the maximum efficiency and effectiveness of tax dollars to provide a better municipal government.

GOALS FOR FISCAL YEAR 2022-2023

- Maintain the lowest municipal tax rates in Jefferson County (\$0.481056 per \$100 assessed taxable value); continue to provide \$15,000 Homestead Tax Exemptions for the elderly and the disabled.
- Continuation of street improvements to improve the transportation network—\$1,077,000.
- Complete the installation of generators at four lift stations with Hazard Mitigation Grant Program funding (\$289,620).
- Complete Wastewater Treatment Plant Improvements Phase 2 project (\$1,135,572), which includes removal and replacement of the submersible lift station pumps, installation of variable frequency drives for the lift station pumps, replacing the existing polymer feed systems, a new mechanical screen at the headworks, and upgrades of the sludge de-watering centrifuges.
- Complete the City of Nederland, Texas, Combination Tax and Revenue Certificates of Obligation, Series 2021 (issuance value \$4,350,000) projects to include concrete repairs of Nederland Ave (the railroad tracks to 3rd Street) and drainage studies.
- Complete the Hurricane Harvey CDBG Disaster Recovery Program to address drainage issues in the Hilldale/Hill Terrace and Nederland Avenue areas between 1st and 3rd Streets.
- Complete the Water Main Repairs project near FM 365 and the Drainage District 7 canal (\$215,310).
- Install and/or repair sidewalks near Highland Park Elementary and Hillcrest Elementary.
- Adjust City Utility Rates to ensure the long-term fiscal stability of water/wastewater services and solid waste services.
- Commence a \$1.25M Waterline Replacement project utilizing the City's allocated Coronavirus Local Fiscal Recovery Funds.

- Commence a \$1.25M Sewerline Replacement project utilizing the City's allocated Coronavirus Local Fiscal Recovery Funds.
- Create a new Firefighter position for the Fire Department.
- Continue to fund spay & neutering program of Nederland residents' pets in an effort to control the pet population and a feline population control program.
- Purchase two patrol units for the Police Department, a truck for the Streets Department, a battery-powered "Jaws of Life" for the Fire Department, and a garbage truck for the Solid Waste Department.
- Allocate funding for training and wearing appeal for the Nederland Police Department's Special Response Team.
- Complete Park improvement to include landscaping improvements and electrical repairs at Tex Ritter Park, new playground equipment at 5th Street Park, a basketball half-court at Cropo LeBlanc Park, re-surfacing tennis court at Doornbos Park, new playground at Doornbos Park, parking lot/concrete drive repairs at Doornbos Park, fencing around the waterslide, re-surface the swimming pool deck, disc golf baskets at Rienstra Park, re-paint the Windmill, and repairs and maintenance of the pond at Doornbos Park.
- Install LED lighting at the Marion & Ed Hughes Public Library.
- Continue to host town halls/public forums with City leadership to discuss various issues with the public as part of a citizen engagement/outreach effort.
- Continue to reduce the crime rate.
- Continue to provide community events including "Trash Bash", Nederland Family Nights at the Pool, Monsters in the Park, holiday decorating, Christmas on the Avenue, National Night Out, Veterans' Day, Memorial Day, and the 4th of July Fireworks Extravaganza.
- Improve workplace safety and reduce the number of injury claims.
- Continue the strong relationship with the Nederland Economic Development Corporation and Chamber of Commerce in order to promote commerce and industrial growth.
- Continuation of residential and commercial growth in our City that will impact economic growth and opportunities for our citizenry.
- Continue to assess each City department's delivery of services to ensure the maximum efficiency and effectiveness of tax dollars to provide a better municipal government.

BUDGET OVERVIEW

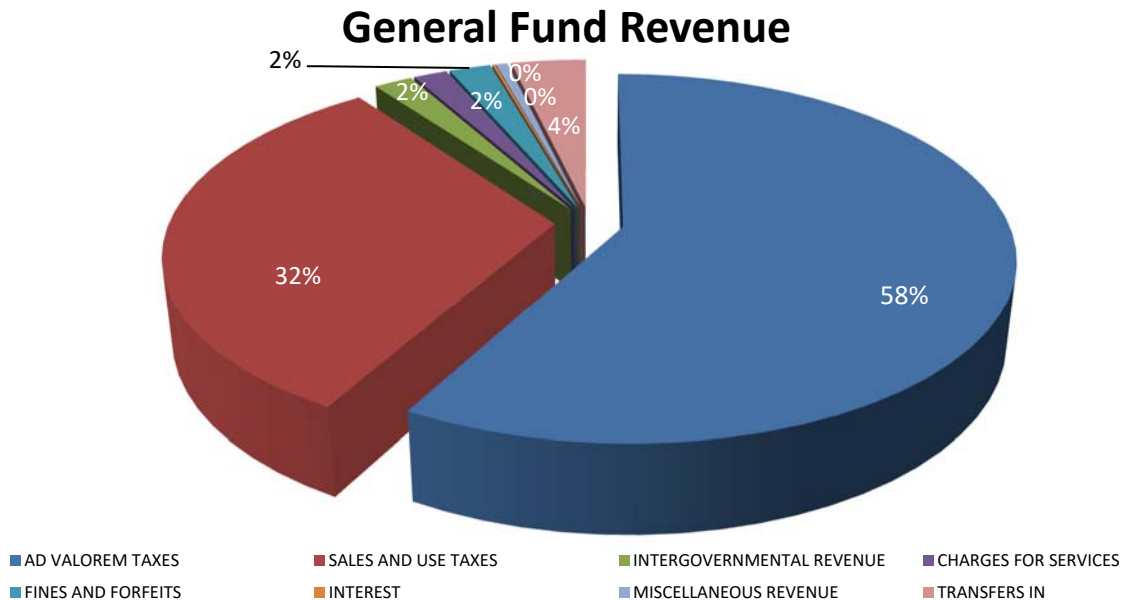
All City department requests were presented to the city manager, who after reviewing the requests, drafted a preliminary budget to present to the City Council at the July 11th budget workshop. In accordance with the City Charter, the City Council shall adopt the budget and appropriate funds to different departments. Through a combination of the below-listed funds, the mechanisms have been created which allow for the providing of services to the citizens of Nederland:

- General Fund (01): This fund contains all activities that are not included within the other funds.
- Police Narcotics Fund (20): This fund contains expenditures for those activities associated with drug interdiction work.
- Library Special Fund (21): This fund allows for the expenditure of funds specifically designated for purposes associated with the City's library.

- Court Technology Fund (22): This fund allows for the expenditure of funds related to the collection of court fees specifically for technology-related improvements.
- Hotel/Motel Fund (23): This fund is utilized for promotional activities with funding derived from the City's seven percent (7%) Hotel Occupancy Tax.
- Fire Special Fund (24): This fund allows for the expenditure of funds specifically designated for purposes associated with the Nederland Fire Department.
- Parks & Recreation Special Fund (25): This fund allows for the expenditure of funds specifically designated for purposes associated with the Parks & Recreation Department.
- Capital Outlay Fund (31): This fund allows for the expenditure of funds for capital projects; revenue from the General Fund is transferred-in to fund these projects.
- Equipment Replacement Funds (34, 35, 36): These funds have been established for General Fund, Water & Sewer Fund, and Solid Waste Fund operations. It is the intent of these funds to provide monies for the replacement of vehicles and heavy equipment.
- Street Improvement Fund (39): This fund contains expenditures associated with the City's dedicated sales tax for street maintenance.
- Debt Service Fund (40): This fund allows for payment of bond principal and interest as a result of previously issued debt.
- Water and Sewer Fund (50): This fund contains those activities that are associated with the operation of the City's water and wastewater utilities.
- Solid Waste Fund (52): This fund contains those activities that are associated with the operation of the City's solid waste functions.
- SSES Project Fund (53): This fund contains those activities which are associated with the City's on-going projects involving the replacement of sanitary sewer lines.
- MCML Central Dispatch Fund (70): This fund provides for emergency dispatch and information technology services for the cities of Nederland, Port Neches, and Groves.
- Economic Development Corporation Fund (75): This fund contains expenditures associated with the City's 4B economic development sales tax.

GENERAL FUND

Revenues. The General Fund revenues for the Fiscal Year 2022-2023 total \$13,155,590, an increase of \$711,909 or 5.72% from the adopted FY 21-22 total budgeted revenues. The bulk of General Fund revenues come from taxes, which includes ad valorem tax, delinquent tax, industrial in lieu of tax, sales tax, franchise fees, and occupational taxes and licenses. Property tax is the City's largest revenue source, followed by sales tax and industrial in lieu of taxes.

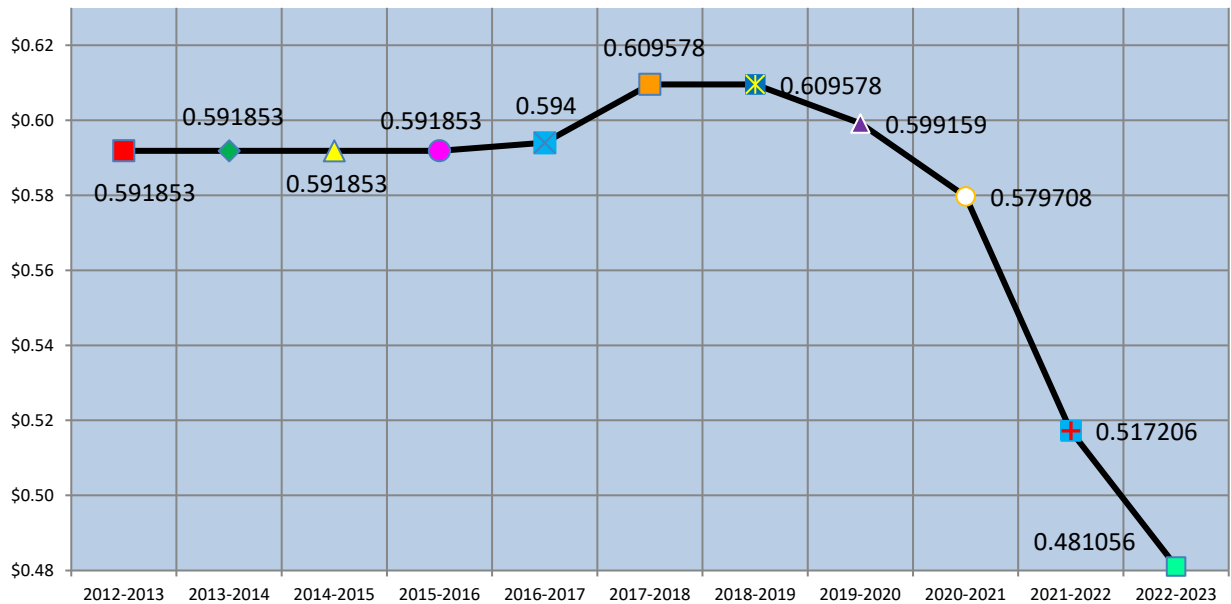


The Fiscal Year 2022-2023 budget was prepared based on an ad valorem property tax rate of \$0.481056 per \$100.00 of assessed taxable value of \$1,509,465,199; the ad valorem property tax rate for the FY 21-22 was \$0.517206 per \$100.00 of assessed taxable value. As calculated by the Jefferson County Tax Office, the no-new revenue tax rate is \$0.471056 per \$100 valuation and the voter-approval tax rate is \$0.495105 per \$100 valuation. The proposed tax rate is one cent greater than the no-new revenue tax rate to facilitate a new firefighter position. The property tax rate is comprised of two components: 1) maintenance and operations and 2) interest and sinking fund (debt service). The proposed M&O tax rate is \$0.348405 and the proposed I&S tax rate is \$0.132651, which combined total \$0.481056 per \$100 assessed taxable value.

In 2019, the State Legislature approved Senate Bill 2 that made significant changes to property taxes. Previously, a taxing entity discussed adopting a tax rate between the “effective tax rate” (the benchmark tax rate needed to raise the same amount of maintenance and operations property taxes on existing property as the previous year after taking into account changes in appraised values) and the “rollback tax rate” (the tax rate necessary to raise precisely 8% more maintenance and operations tax revenue as the year before after taking into account appraisal fluctuations). Following SB2, the term “effective tax rate” was revised to “no-new-revenue tax rate” and “rollback tax rate” was revised to “voter-approval tax rate,” which is calculated utilizing 3.5% instead of 8%.

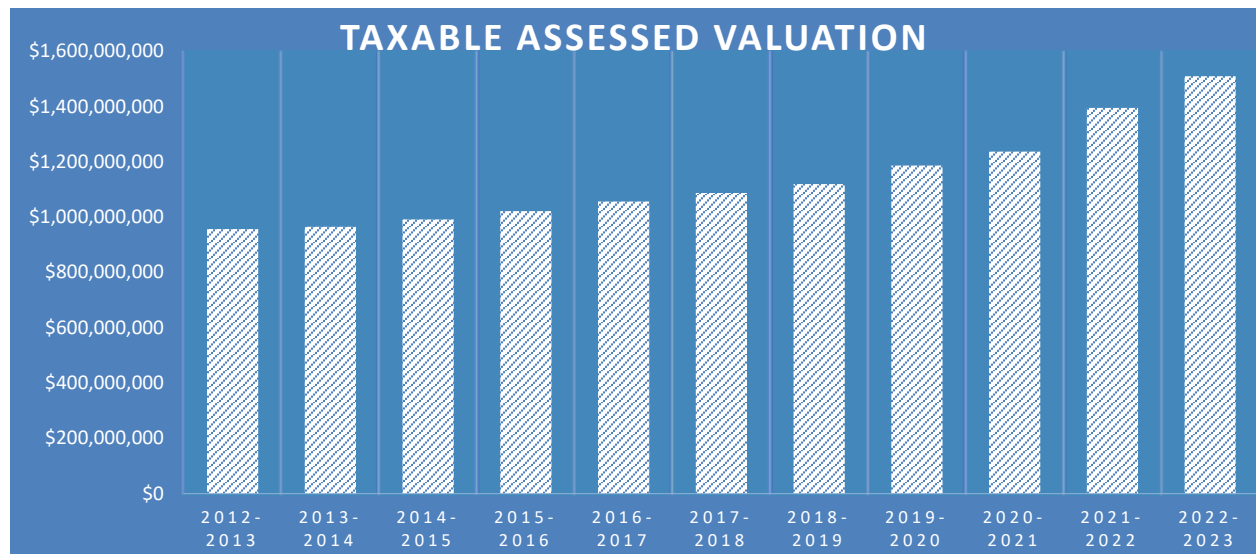
The recent history of the City’s property tax rate includes increasing the tax rate from \$0.578 to \$0.591853 in FY 2012-2013 (tax rate was raised to the “effective tax rate”), from \$0.591853 to \$0.594 (tax rate was raised to fund a new police officer position) in FY 2016-2017, and from \$0.594 to \$0.609578 (tax rate was raised to fund the Nederland Avenue Paving, Drainage, and Utility Improvements project) in FY 2017-2018. Since 2019, the City has lowered the tax rate from \$0.609578 to \$0.599159 (voter-approved tax rate) in FY 2019-2020, to \$0.579708 (voter-approved tax rate) in FY 2020-2021, and to \$0.517206 (no-new revenue tax rate) in FY 2021-2022.

Tax Rate Per \$100 Valuation



Significant features include the following:

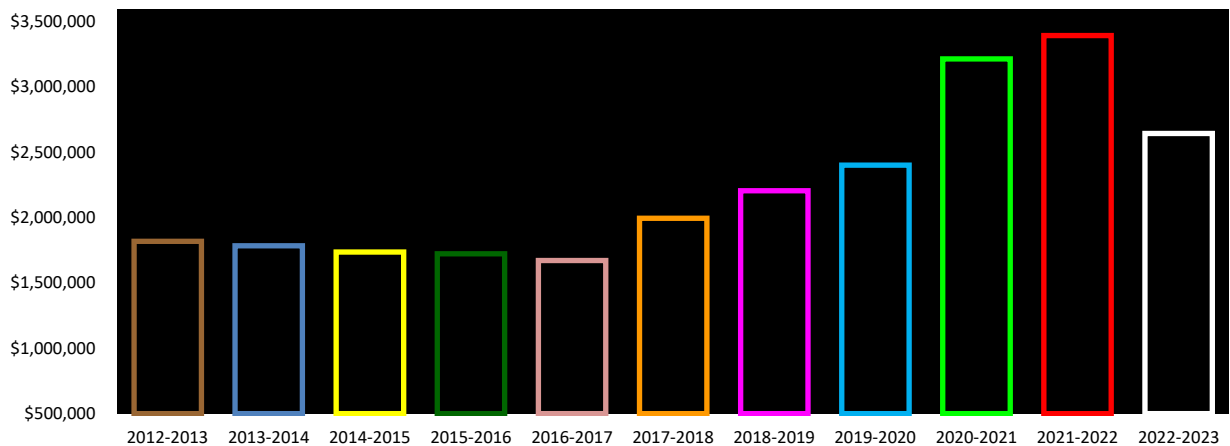
- ❖ Based upon information received from the Jefferson County Appraisal District, there is an increase in certified taxable values from \$1,394,973,541 to \$1,509,465,199 (\$114,491,658 or 8.2074%). 1,891 elderly or disabled taxpayers utilized the local \$15,000 homestead exemption reducing values by \$27,855,691, which is an increase of \$304,912 or 1.1% from the 2021 certified taxable values homestead exemptions.



- ❖ Estimated property tax revenue for FY 22-23 is \$4,884,900, an increase of \$236,819 or 5.09% from the adopted FY 21-22 budget; the property tax revenue increase reflects the increase in taxable values and recent property tax revenue receipts. Due to the fluid nature of property appraisals, the City conservatively budgets revenue and delays allocating the additional revenue until a defined trend is established.

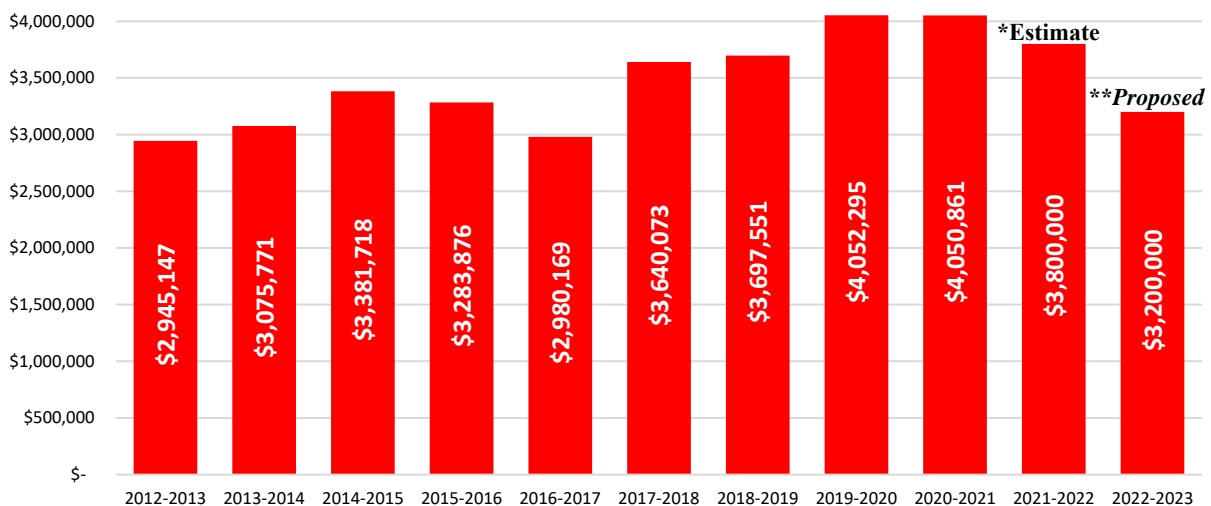
- ❖ For FY 22-23, the proposed amount of industrial in lieu of taxes revenue is \$2,644,090, which reflects expiring tax abatements and recent revenue receipts; this is an increase of \$319,090 or 13.72% from the prior fiscal year adopted budget. The City has industrial in lieu of tax agreements with Energy Transfer Partners/Sunoco, Phillips 66, and Air Liquide.

Industrial Tax Revenue



- ❖ For FY 22-23, proposed sales tax revenue, which does not include the sales tax revenue received by the Nederland Economic Development Corporation and the Street Improvement Fund, is \$3,200,000, an increase of \$100,000 or 3.23% from the adopted FY 21-22 budget. Recent sales tax receipts indicate that the post-disaster trend of normalizing sales tax revenue following the short-term spike is occurring. In addition, the on-going economic impacts of the COVID-19 pandemic are still prevalent, as well as inflation impacts. Therefore, it is necessary to take a conservative approach to sales tax forecasting.

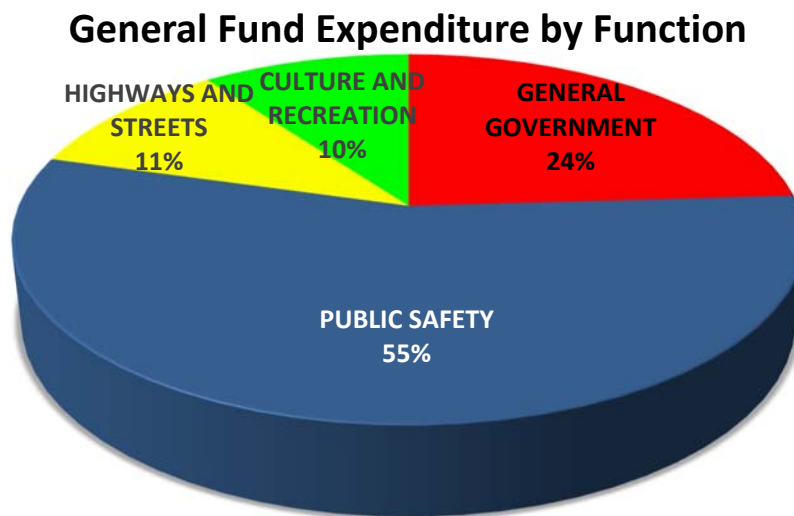
Sales Tax Revenue



- ❖ For FY 22-23, the proposed amount of franchise fee revenue is \$990,000, which is unchanged from the previous year.
- ❖ For FY 22-23, the proposed amount of pool & recreation building fees is \$96,000, which is unchanged from the previous year.

- ❖ For FY 22-23, the proposed amount of fines & court costs is \$250,000, which reflects recent receipts, and the proposed amount of miscellaneous revenue is \$75,000.
- ❖ For FY 22-23, the proposed amount of interest income is \$20,000. The COVID-19 pandemic's impact on the economy has resulted in a decline in interest income.
- ❖ For FY 22-23, the transfers-in total \$485,000, which includes transfers-in from the Water & Sewer Fund in the amount of \$375,000, from the Solid Waste Fund in the amount of \$100,000, and from the Police Narcotic Fund in the amount of \$10,000.

Expenditures. The General Fund total appropriations for the Fiscal Year 2022-2023 are \$13,155,590, a decrease of \$1,163,091 or 8.12% from the adopted FY 21-22 General Fund total appropriations. The prior fiscal year budget was designed to be “unbalanced” with expenditures exceeding revenue in order to reduce the fund balance. The FY 22-23 budget is balanced.



Significant features include the following:

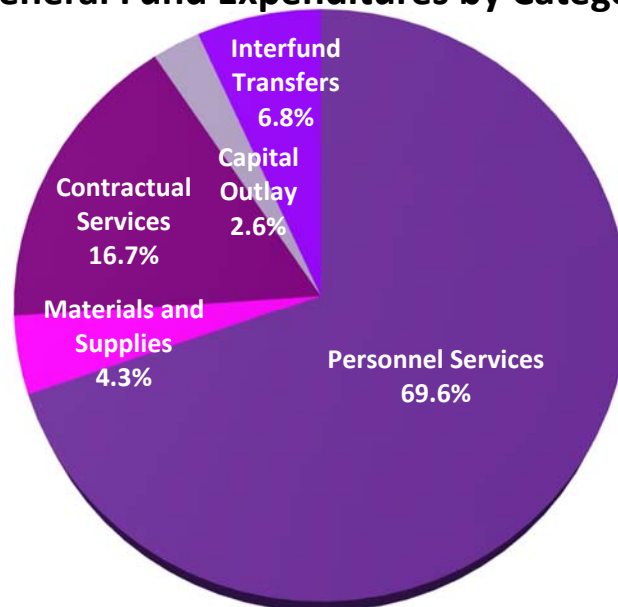
- ❖ The proposed City Council Department budget includes the City Council-approved monthly compensation and their operating expenses, including travel and training.
- ❖ The proposed Legal Department budget includes the City Council-approved compensation for the City Attorney and the Municipal Court judge.
- ❖ The proposed City Manager Department budget includes funding for various professional services, small projects, and the 2023 general and special elections.
- ❖ The proposed Finance Department budget includes funds for the annual audit, reflects adjusting the allocation of credit card fees associated with online bill pay and payment of fees for municipal court, parks, vital statistics, and inspections, anticipated increased Jefferson County Appraisal District costs, and increased salary and benefit costs due to the staffing re-organization and transition costs for the planned retirement of the Finance Director.
- ❖ The proposed Personnel Department budget includes funds for consultant services related to

the employee group benefits, to contract pre-employment background checks and drug screenings, to contract employee drug testing, and to pay unemployment benefits. In addition, funding for surety & fidelity bonds of employees in accordance with the City Charter and additional funding to enhance the employee “healthy initiatives” program is included.

- ❖ The proposed City Hall Department budget includes funds for City Hall operating expenses. The budget increased due to higher windstorm insurance, telephone service, and janitorial service costs.
- ❖ The proposed Police Department budget is increased by \$244,254 or 5.27% from the adopted FY 21-22 budget. The budget funds the reclassification of a sergeant position to a lieutenant position, which has not been utilized since 2013. The budget includes an increased workers compensation, fuel, insurance, and electricity allocations, the costs associated with the 2021-2023 collective bargaining agreement, greater wearing apparel and training allocations to develop a special response team, the increased contribution to Central Dispatch (\$28,700) to meet its increasing costs associated with staffing and operations, and a capital outlay allocation to purchase portable radios.
- ❖ The proposed Property Maintenance budget is increased by \$4,480 from the adopted FY 21-22 budget. In the past, the City utilized federal prisoner crews to maintain properties. However, beginning in spring 2018, the federal prison experienced serious issues that resulted in no crews being available. The proposed budget funds seasonal full-time positions and contractual mowing to maintain City parks and properties, as well as dedicated funds to better maintain curbs and sidewalks along Boston Avenue via contractual services.
- ❖ The proposed budget for Contractual Services in the Emergency Management Department funds the City’s annual, re-occurring costs for the regional radio system grant, as well as travel and training funds for the City’s Emergency Management Director and Coordinator.
- ❖ The proposed Fire Department budget is increased by \$230,224 or 11.43% from the adopted FY 21-22 budget to reflect the costs associated with the revised pay plan and certification pay established via the 2021-2026 collective bargaining agreement, a new firefighter position as part of a three-year plan to add an additional firefighter to each shift, and greater fuel and electricity allocations.
- ❖ The proposed Fire Department-Volunteers Department budget includes a \$1,100 monthly contribution to the Nederland Volunteer Fire Department, which assists with the NVFD’s operating expenses.
- ❖ The proposed Inspections Department budget includes \$16,000 for Contractual Services to fund the costs of demolishing dilapidated structures.
- ❖ The proposed Code Enforcement Department budget includes funding to handle weedy lot enforcement duties and other code violations via contractual services.
- ❖ The proposed Public Works Administration Department budget includes funding for storm water permitting and the windstorm insurance allocation for the Service Center.

- ❖ The proposed Street Department budget includes \$275,000 for Street Improvements, \$105,000 for Street & Bridge Supplies, \$4,000 for Street Striping, and \$8,000 in Rental Equipment for street sweeping and other work.
- ❖ The proposed Animal Control Department budget includes funding of the spay and neuter program and a feline population control program.
- ❖ The proposed Parks and Recreation Department budget is increased by \$23,112 from the adopted FY 21-22 budget. The proposed budget includes allocations in extra help and contractual services reflecting the continuation of the partnership with the YMCA of Southeast Texas to operate the swimming pool, increased chemical, windstorm insurance, and electricity allocations, and funds for the installation of disc golf stations at Rienstra Park.
- ❖ The proposed Library budget includes \$25,000 for Books & Publications and \$50,000 to convert the building to LED lighting for future energy savings.
- ❖ The proposed Other Requirements budget includes \$151,000 for Computer System costs; this includes funding the purchase of tablets for the police patrol vehicles. The budget includes \$198,000 for Street Lights, which includes \$50,000 for a Street Light Project to install streetlights in neighborhoods that are underserved. Included in the budget is \$10,000 for Preventative Care Reimbursement, which funds employee health initiatives to encourage employee's physical fitness to avert preventable health issues. \$40,000 is allocated for Retiree Accrued Compensation to fund the payment of accrued leave for planned and un-planned retirements during the year. \$25,000 is allocated for Retiree Insurance for any retirees eligible for the City's retiree insurance benefit that was amended effective October 1, 2021; \$20,000 is allocated for Special Programs; \$25,000 is allocated for Contractual Services; \$25,000 is allocated for Contingency; \$54,000 is allocated for the Senior Citizen Center; \$100,000 is allocated to transfer to the Parks Special Fund for construction projects; and \$175,000 is allocated to transfer to the Equipment Replacement Fund.

General Fund Expenditures by Category

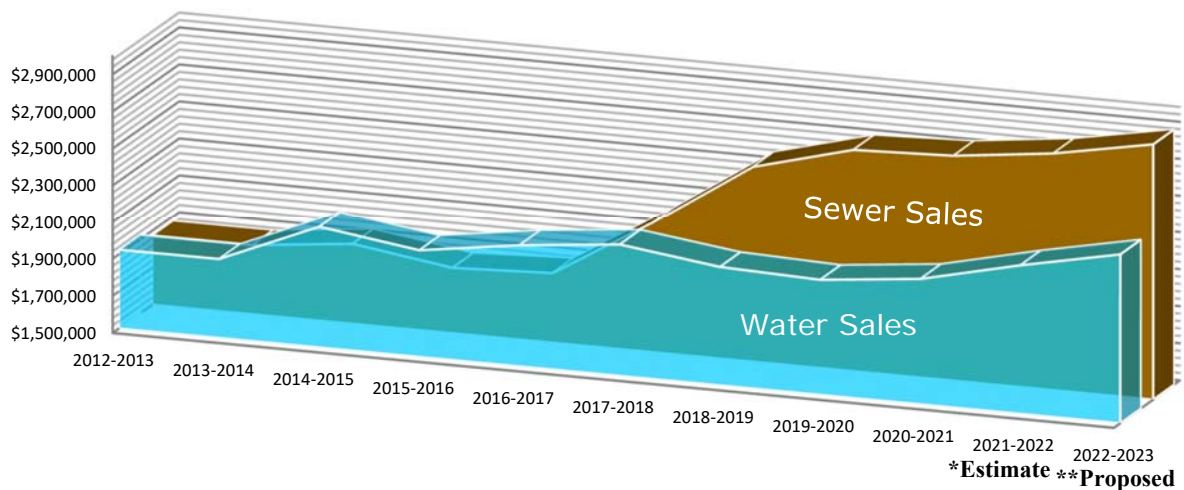


WATER AND SEWER FUND

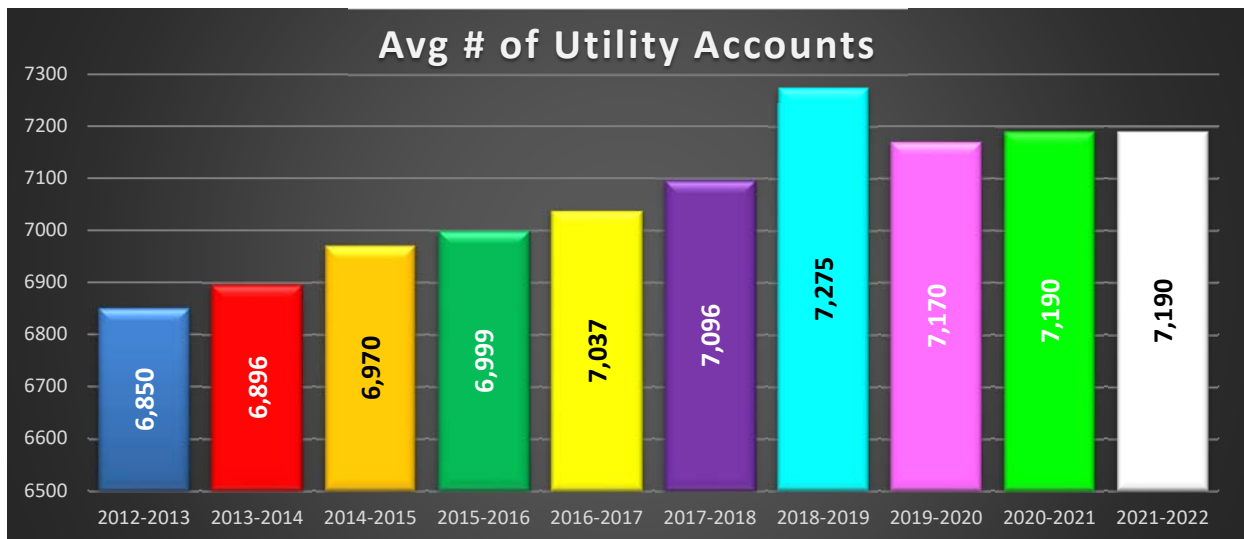
Revenues. Significant features include the following:

- ❖ The total amount of Water and Sewer Fund revenue is \$5,749,907; this is an increase of \$213,869 or 3.86% from the prior fiscal year. A water base rate increase of \$0.50 (from \$10.50 to \$11.00), sewer base rate increase of \$0.50 (from \$10.90 to \$11.40), a \$0.12 increase to the per thousand gallons of water (\$3.35 to \$3.47 or \$3.36 to \$3.48), a \$0.12 increase to the per thousand gallons of sewer (\$5.50 to \$5.62 or \$5.71 to \$5.83), a \$0.02 increase to water line maintenance per 1,000 gallons above the minimum (from \$0.34 to \$0.36), and a \$0.02 increase to sewer line maintenance per 1,000 gallons above the minimum (from \$0.34 to \$0.36) is proposed effective October 1, 2022; this adjustment will raise approximately \$230,000 in additional revenue, which is necessary to ensure the financial stability of the Water & Sewer Fund.

Utility Fund Revenue

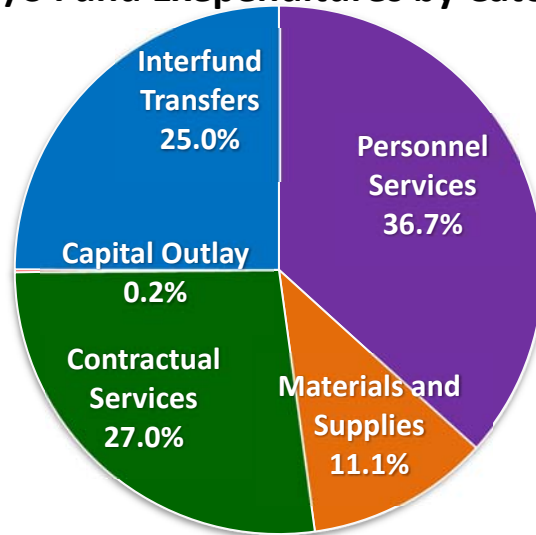


Avg # of Utility Accounts



Expenditures. Significant features include the following:

W/S Fund Expenditures by Category



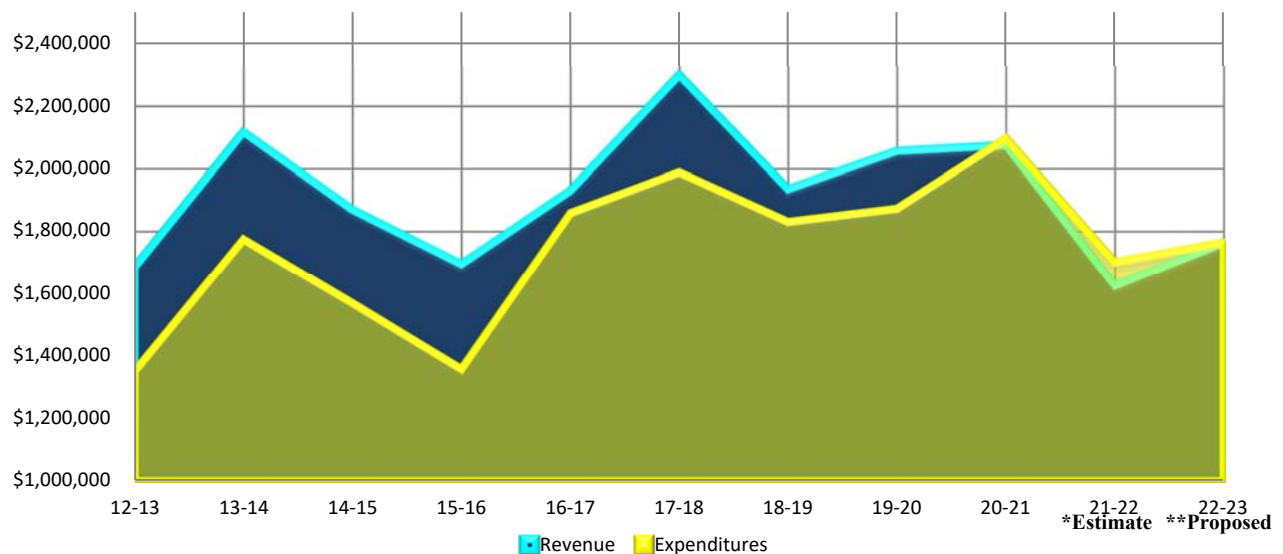
- ❖ The proposed Water Treatment budget includes \$265,000 allocated for Untreated Water. At the start of the fiscal year, the City will adjust its monthly raw water allocations outlined in the raw water supply contract with the Lower Neches Valley Authority to reflect the increased demand for water; staff also anticipates another LNVA rate increase. In addition, \$60,000 is allocated in Fixed Plant and Equipment R&M for increased maintenance of the water plant. Windstorm insurance costs increased by \$46,800 from the adopted FY 21-22 budget, and the chemicals and electricity allocations are increased to reflect inflation.
- ❖ The proposed Billing/Collections budget includes \$80,000 allocated for water meter & boxes. The contractual services allocation increased to \$92,000 for credit card fees associated with utility bills. Since removing credit card fees on online bill payments in 2014, payments by credit cards have drastically increased. In addition, salary costs were reduced due to the overall re-organization of the Finance Department in anticipation of two retirements in 2023.
- ❖ The proposed Wastewater Treatment budget is \$1,078,218. The proposed budget includes \$56,000 to fund Laboratory Testing to satisfy TCEQ's unfunded mandate of additional testing, and \$10,000 is allocated in Plant Equipment for anticipated capital upgrades/repairs to the Wastewater Treatment Plant. Windstorm insurance costs increased by \$41,050; the electricity allocation was increased by \$75,000; and the sludge management allocation was increased to reflect the new rates from the landfill agreement with Republic Services.
- ❖ The proposed Water & Sewer Distribution budget includes \$110,000 for Water & Sewer Mains and an increased fuel allocation.
- ❖ The proposed budget for Other Requirements includes \$10,000 for Computer System, \$10,000 for Contingency, \$375,000 transferred to the General Fund, \$45,000 transferred to the Equipment Replacement Fund-W/S Fund, and \$50,000 transferred to the SSES Project Fund. \$965,738 is allocated to transfer to Debt Service, which includes payments for the 2020 General Obligation Refunding Bonds and the 2018 main sewer line rehabilitation project debt.

SOLID WASTE FUND

Revenues. Significant features include the following:

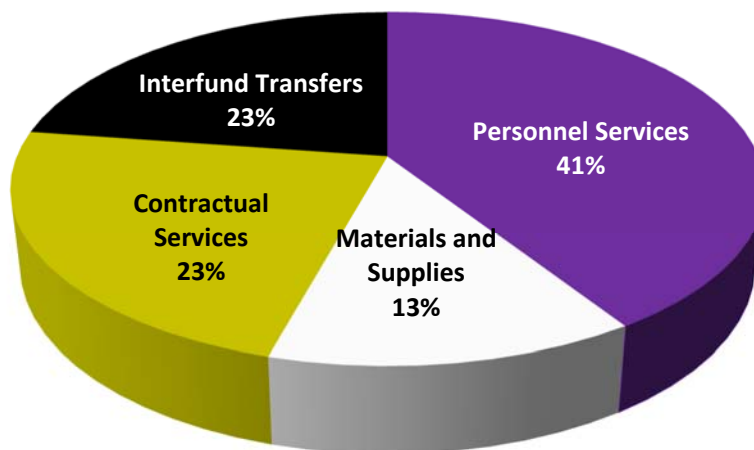
- ❖ The total amount of Solid Waste Fund revenue is \$1,765,060, an increase of \$80,182 or 4.76% from the adopted FY 21-22 budget. Due to the greater than anticipated fuel and waste disposal costs, the Solid Waste Fund will end the fiscal year 2021-2022 in a deficit. A solid waste rate increase of \$1.00 (from \$20.25 to \$21.25) is proposed effective October 1, 2022; this adjustment will raise approximately \$85,000 in additional revenue, which is necessary to ensure the financial stability of the Solid Waste Fund. The last solid waste rate adjustment was in 2020.

Solid Waste Fund Rev/Exp



Expenditures. Significant features include the following:

Solid Waste Fund Expenditures by Category

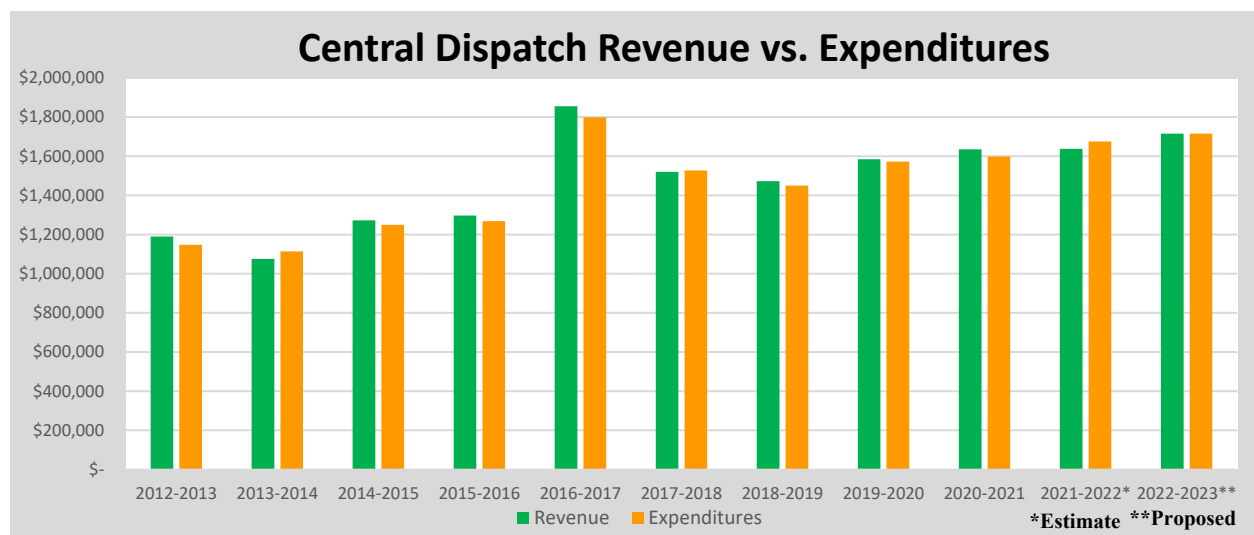


- ❖ The proposed budget includes adjusting the salary of solid waste drivers in response to market

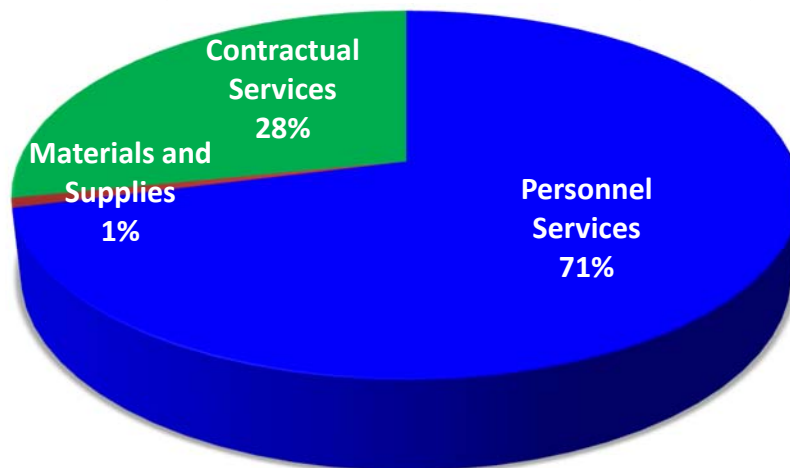
demands, as well as implementing a stipend for drivers assigned to the trash routes since this assignment requires more physical exertion. The fuel, garbage containers, motor equipment insurance, vehicles and equipment repair & maintenance, and waste disposal allocations are increased. The Waste Disposal allocation is increased to reflect the landfill agreement renewal with Republic Services and recent costs. The proposed budget includes a \$100,000 transfer to the General Fund and a transfer to Equipment Replacement Fund-Solid Waste in the amount of \$300,000. This latter amount is necessary to fund the purchase of a garbage truck.

MCML CENTRAL DISPATCH FUND

- ❖ The proposed Central Dispatch Fund budget (\$1,715,733) increased by \$78,550 or 4.8% from the adopted FY 21-22 budget. The increase is due to salary adjustments following the 2021 salary survey to remain competitive with other entities, greater computer and software maintenance costs, implementing a new certificate pay for dispatchers, and increased windstorm insurance costs.



Central Dispatch Fund Expenditures by Category



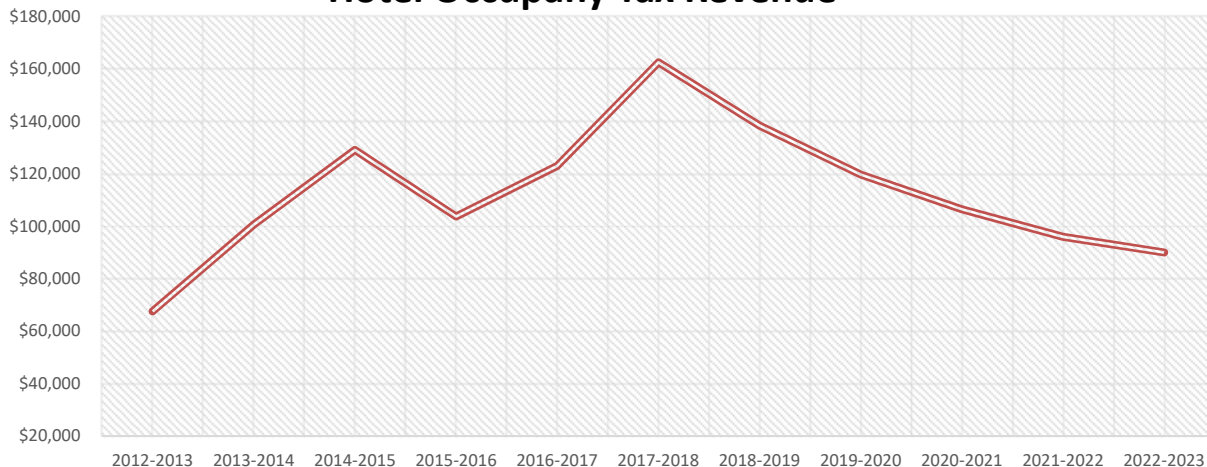
EQUIPMENT REPLACEMENT FUNDS

- ❖ The Equipment Replacement Fund-General Fund allocation of \$188,000 funds the purchase of two police patrol units, a truck for the Streets Department, and battery-powered “Jaws of Life” for the Fire Department. These purchases will utilize \$13,000 from the Fund’s reserves.
- ❖ The Equipment Replacement Fund-Water & Sewer Fund allocation of \$13,000 funds the purchase of miscellaneous equipment for water meter reading.
- ❖ The Equipment Replacement Fund-Solid Waste allocation (\$402,000) funds the purchase of a garbage truck; the purchase will utilize \$102,000 from the Fund’s reserves.

OTHER FUNDS

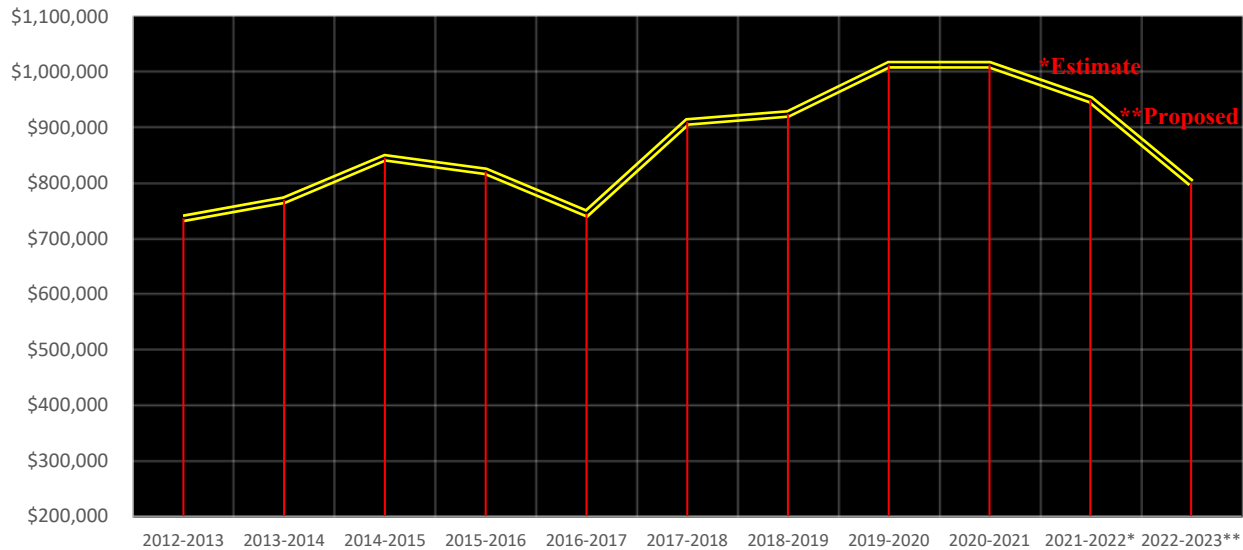
- ❖ The Capital Outlay Fund was created to allow for the expenditure of funds for capital projects, such as City Hall, the Service Center, etc. Over the past several years, the City has deposited excess revenue into this fund for future projects. The proposed FY 2022-2023 budget is \$0 but will be amended during the fiscal year for necessary capital projects, such as the assessment of the old Bank of America building for possible emergency management use.
- ❖ The SSES Project Fund was created in order to allow for the expenditure of funds associated with on-going sanitary sewer system repairs and improvements in conjunction with TCEQ’s Sanitary Sewer Overflow Initiative. The proposed FY 2022-2023 budget is \$50,000, which includes funding for system testing/analysis and sewer line repair.
- ❖ The proposed FY 2022-2023 Hotel/Motel Fund budget is unbalanced with revenue totaling \$90,000 and expenditures equaling \$134,500. The budget reflects decreased hotel occupancy tax revenue due to impact of the COVID-19 pandemic, the economic downturn’s effect on the tourism industry, and the closure of two hotel/motels in recent years. Expenditures are increased to fund the landscaping improvements and electrical repairs at Tex Ritter Park where the two museums are located, as well as repainting of the windmill. The City continues to work with the Nederland Chamber of Commerce to ensure compliance with Texas Tax Code Section 351 in regard to the expenditure of funds and reporting of expenses.

Hotel Occupancy Tax Revenue



- ❖ The proposed Street Improvement Fund budget allows for the collection and expenditure of funds from the City’s dedicated street maintenance sales tax. \$802,500 is allocated for street improvements and related contractual services. \$800,000 in sales tax revenue and \$2,500 in interest income represent the normal revenue. In 2019, Nederland voters re-authorized the collection and expenditure of this tax for the next four years.

STREET SALES TAX REVENUE



- ❖ The proposed Parks Special Fund budget facilitates the expenditure of funds (\$130,000) for parks and pool improvements, as well as community events, such as the 4th of July, Christmas on the Avenue, etc. The majority of scheduled park and pool projects are carry-over projects from the prior fiscal year; some of which require additional funding. The carry-over projects include the new play equipment at 5th Street Park, a half-court basketball court at Cropo LeBlanc Park, tennis court re-surfacing and light repairs, parking lot/concrete drive repairs at Doornbos Park, a new playground at Doornbos Park, and new fencing by the waterslide and the re-surfacing of the Nederland Swimming Pool deck. \$100,000 is transferred-in from the General Fund.

NEDERLAND ECONOMIC DEVELOPMENT CORPORATION

- ❖ The Nederland Economic Development Corporation Board of Directors has proposed a balanced budget of \$932,160, an increase of \$29,024 or 3.21% from the adopted FY 21-22 budget. Significant features include a \$505,000 allocation for special programs, which includes incentives offered to local businesses.

DEBT SERVICE

The debt service requirements for FY 2022-2023 are as follows:

Ad Valorem Taxes	\$2,023,560
Water and Sewer Revenues	<u>965,738</u>
Total	\$2,989,298

PERSONNEL

	COLA/ Steps	NPOA CBA Steps & COLA	IAFF CBA	Health & Dental Ins.	TMRS	Salary Survey Adjustments	New Position	Total
General Fund	197,569.53	54,483.02	11,801.63	79,507.59	11,809.75	16,121.54	83,445.90	+454,738.96
Water and Sewer Fund	52,489.73			40,931.72	3,999.84	14,596.89		+112,018.18
Solid Waste Fund	17,747.87			9,871.45	2,884.46	23,330.74		+ 53,834.49
Central Dispatch Fund	25,880.11			1,198.16	3,709.73	9,565.82		+ 40,353.82
Total	+293,687.21	+54,483.02	+11,801.63	+131,508.92	+22,403.78	+63,614.99	+83,445.90	+660,945.45

The proposed budget for FY 2022-2023 includes a 3% cost of living adjustment (COLA) for all full-time employees, which excluded police officers and firefighters whose salaries are covered by respective collective bargaining agreements (CBA). In addition, funds are allocated for the “steps” of all full-time employees who are eligible for a “step” on the City’s General Wage Scale. Combined, the cost of the 3% COLA and steps across the General Fund, Water and Sewer Fund, Solid Waste Fund, and Central Dispatch Fund equals \$293,687.21.

The proposed budget allocates funds to meet the terms of the Nederland Police Officers Association’s collective bargaining agreement (\$54,483.02). The City and police union negotiated a three-year CBA effective October 1, 2021. The CBA includes a 3% COLA and the continuation of the negotiated pay adjustments, including a residency incentive to own a home or rent in Nederland, an enhanced physical fitness incentive, etc.

The proposed budget allocates funds to meet the terms of the International Association of Firefighters, Local 3339’s collective bargaining agreement (\$11,801.63). The City and fire union negotiated a new five-year CBA effective October 1, 2021. The CBA includes a 3% COLA and the continuation of the negotiated pay adjustments, including a residency incentive to own a home or rent in Nederland, an enhanced physical fitness incentive, an enhanced certification pay, etc.

The City’s health and dental insurance costs increased by \$131,508.92. Due to the 139% loss-ratio, the City renewed its contract with the current health insurance provider—Blue Cross/Blue Shield of Texas; the renewal was a 10.2% increase or over \$100,000 in premiums. The City elected to change its dental insurance provider (Blue Cross/Blue Shield of Texas) with a 3% rate increase. In addition, employees made changes to dependent coverage selections, which added to the City’s overall costs increasing.

Payments to the Texas Municipal Retirement System (TMRS) increased by \$22,403.78. Effective January 1, 2023, the City’s contribution shall decrease from 7.52% to 7.17% with employees’ retirement benefits remaining the same; the contribution increase is due, in part, to the increasing salaries. Overall, the City’s pension fund is in a strong position.

The proposed budget allocates funds for salary survey adjustments (\$63,614.99). In 2016, the City conducted its first employee compensation and benefits survey in over twenty years; the resulting salary survey adjustments were implemented beginning on October 1, 2016. Following the survey, the City Council agreed to complete a salary survey every five years to ensure pay remained competitive for recruitment and retention. Last year, the City completed another salary survey.

The continued implementation of the pay adjustments differs for the City's hourly and salaried employees:

- Hourly employees eligible for a step would take a step on October 1, 2022, in addition to the budgeted 3% cost of living adjustment; and
- Salaried employees would receive the 3% COLA on October 1, 2022. On April 1, 2023, salaried employees eligible for a step would take a step on April 1, 2023.

In addition to the salary survey adjustments, the City is making a "market-demand" adjustment for solid waste drivers moving them one grade on the General Wage Scale, as well as implementing a stipend for solid waste drivers assigned to the trash routes. The implementation of the solid waste driver pay adjustment will be similar to the salary survey adjustment for hourly employees – current solid waste driver's pay will be adjusted on October 1st, in addition to the 3% COLA but there will be no anniversary steps during the fiscal year. For new hires after October 1st, they would be hired with the adjusted pay and would be eligible for their 6-month step and future anniversary steps on their hire date anniversary in accordance with Wage and Classification Plan.

The proposed budget includes one new position – firefighter (\$83,445.90). The Fire Chief requested this new position to enhance the service of the Nederland Fire Department, specifically to add one firefighter per each shift. The implementation of this effort will be spread over three fiscal years. This is the second firefighter position added since 1999.

In the General Fund, the total costs for the 3% COLA and steps, the costs of the new collective bargaining agreements, the health and dental insurance costs, retirement system costs, salary survey adjustments, and the new position are \$454,738.96. In the Water & Sewer Fund, the total costs for the 3% COLA and steps, the health and dental insurance costs, retirement system costs, and salary survey adjustments are \$112,018.18. In the Solid Waste Fund, the total costs for the 3% COLA and steps, the health and dental insurance costs, retirement system costs, and salary survey adjustments are \$53,834.49. In the Central Dispatch Fund, the total costs for the 3% COLA and steps, the health and dental insurance costs, retirement system costs, and salary survey adjustments are \$40,353.82. Combined, the total personnel costs adjustments equal \$660,945.45.

CONCLUSION

As you are aware, many cities throughout the nation, state, and region continue to encounter financial difficulties. Revenues have flattened, decreased, or increased lethargically while the costs and demands to provide services have continued to increase. Many affected local governments have addressed their budgetary shortfalls via personnel reductions and/or significant decreases in service delivery. The COVID-19 pandemic has further complicated matters with an unclear path to economic recovery with households and businesses severely impacted by inflation. Unfortunately, the City of Nederland is neither unique nor isolated from the economic factors that impact municipal revenue sources. In responding to these conditions, management has undertaken budgetary efforts to promote greater financial efficiency and effectiveness. It is important to remember that many of the same economic conditions that influence the City also directly impact citizens/taxpayers themselves and, as such, recognition must be given to this circumstance when considering budgetary decisions.

The proposed FY 2022-2023 Annual Budget attempts to minimize the impact of the current economic condition on City operations. Without question, service delivery within several areas has been and will continue to be moderately impacted as a result of monetary constraints. But the City's commitment to progress has not and will not waver during this difficult period by ignoring or postponing our community's needs. Instead, progress will continue while balancing the needs of the taxpayer and our employees. The City has placed considerable focus on public safety, street improvements, and strengthening the commitment to the quality of life.

As we look toward tomorrow, we must discover ways to focus on creating a future that will be more prosperous for Nederland. Years of investment—public and private, monetary and non-monetary, emotional and unemotional—have shaped our community and made Nederland a place one can be proud to live, visit, or do business in. It should be our goal to honor the history of our community and those investments made as we aspire to make the best Nederland possible.

In closing, I would like to especially thank Cheryl Dowden, Holly Guidry, Linda Tillotson, Joni Underwood, and each department head for their dedicated assistance in preparing the FY 2022-2023 budget. The staff and I look forward to working with the City Council and the community to meet the challenges of the fiscal year.

Respectfully submitted,

CITY OF NEDERLAND



Christopher Duque,
City Manager

ANNUAL BUDGET

FINANCIAL SUMMARIES

CITY OF NEDERLAND

ANNUAL BUDGET

This page left blank intentionally

CITY OF NEDERLAND

ANNUAL BUDGET

**CITY OF NEDERLAND
BALANCE SHEET-ALL FUNDS
AS OF JUNE 30, 2022**

	General Fund	Debt Service Fund	Water & Sewer Funds	Solid Waste Fund	Street Improvement Fund	Equipment Replace. Funds
ASSETS						
Cash & Investments	\$25,711,410	\$224,857	\$8,097,089	\$3,025,617	\$4,570,564	\$1,797,676
Cash & Investments - Restricted			855,415			
Due (To)/From Other Funds	(2,118,036)	1,990,140				
Prepaid Expenses	270,745		622,418	77,047		
Accounts Receivable	654,366	129,274	278,377	82,308	87,955	
Fixed Assets (Net)			31,163,339	794,709		
TOTAL ASSETS	\$24,518,485	\$2,344,271	\$41,016,638	\$3,979,681	\$4,658,519	\$1,797,676
LIABILITIES & FUND BALANCE						
Accounts Payable	\$2,512,569	\$0	\$1,073,362	\$236,377	\$0	\$0
Reserve for Taxes & Receivables	346,272	129,275	27,170,875			
TOTAL LIABILITIES	2,858,841	129,275	28,244,237	236,377	0	0
FUND BALANCE						
Fund Balance 10/01/21	18,221,442	146,718	13,523,828	3,762,105	3,978,989	3,603,559
Revenues	12,995,618	2,463,733	4,002,472	1,130,364	1,307,253	293,536
Expenditures	(9,557,416)	(395,455)	(4,753,899)	(1,149,165)	(627,723)	(2,099,419)
FUND BALANCE 6/30/22	21,659,644	2,214,996	12,772,401	3,743,304	4,658,519	1,797,676
TOTAL LIABILITIES & FUND BALANCE	\$24,518,485	\$2,344,271	\$41,016,638	\$3,979,681	\$4,658,519	\$1,797,676

ANNUAL BUDGET

Police Narcotics Fund	Court Technology Fund	Library Fund	Hotel/Motel Fund	Parks & Recreation Fund	Fire Dept Special Fund	Capital Outlay Funds	MCML Dispatch Fund
\$85,098	\$3,916	\$96,974 10,000	\$123,496	\$634,748	\$61,511	\$6,364,709	\$516,419
			21,709				953,148
\$85,098	\$3,916	\$106,974	\$145,205	\$634,748	\$61,511	\$6,364,709	\$1,469,567
\$0	\$0	\$558 26,800	\$46,513	\$3,274	\$792	\$0	\$79,715
0	0	27,358	46,513	3,274	792	0	79,715
88,410	7,258	24,002	97,063	462,486	75,361	6,485,513	1,352,220
9,205	4,679	77,332	78,588	483,229	30,598	158,946	1,228,902
(12,517)	(8,021)	(21,718)	(76,959)	(314,241)	(45,240)	(279,750)	(1,191,270)
85,098	3,916	79,616	98,692	631,474	60,719	6,364,709	1,389,852
\$85,098	\$3,916	\$106,974	\$145,205	\$634,748	\$61,511	\$6,364,709	\$1,469,567

CITY OF NEDERLAND

ANNUAL BUDGET

**CITY OF NEDERLAND
ALL FUNDS SUMMARY
BUDGET FISCAL YEAR 2022-2023**

OPERATING FUNDS

	General Fund	Debt Service Fund	Water & Sewer Fund	SSES Project Fund	Solid Waste Fund	Equip. Replace. Funds
REVENUES:						
Taxes	\$11,827,990	\$2,023,260				
License & Permits	131,100					
Intergovernmental	250,000					
Charges for Service	110,500		5,714,869		1,755,000	
Fines & Forfeitures	256,000					
Miscellaneous	95,000	300	35,038		10,060	
Donations						
Transfers-In	485,000	965,738		50,000		520,000
TOTAL	13,155,590	2,989,298	5,749,907	50,000	1,765,060	520,000
APPROPRIATIONS:						
General Administration	1,551,806					
Fire Department	2,334,215					32,465
Police Department	4,876,513					105,535
Public Services	2,218,539		4,314,169	50,000	1,365,060	465,000
Parks & Recreation	725,925					
Library	602,592					
Other Requirements	571,000					
Debt Service		2,989,298				
Transfers-Out	275,000		1,435,738		400,000	
TOTAL	13,155,590	2,989,298	5,749,907	50,000	1,765,060	603,000
CHANGE IN FUND BALANCE	\$0	\$0	\$0	\$0	\$0	(\$83,000)

ANNUAL BUDGET

SPECIAL FUNDS							AGENCY FUND	
Police Narcotics Fund	Library Fund	Hotel/ Motel Fund	Fire Dept Spec Fund	Parks & Rec. Spec. Fund	Court Tech. Fund	Street Improv. Fund	MCML Dispatch Fund	Memo Total
		\$90,000				\$800,000		\$14,741,250
								131,100
29,000							1,714,553	1,993,553
								7,580,369
					6,000			262,000
750	27,000					2,500	1,180	171,828
	64,200		25,000	30,000				119,200
				100,000				2,120,738
29,750	91,200	90,000	25,000	130,000	6,000	802,500	1,715,733	27,120,038
							668,128	2,219,934
			25,000					2,391,680
19,750					6,000		1,047,605	6,055,403
						802,500		9,215,268
		134,500		130,000				990,425
	91,200							693,792
								571,000
								2,989,298
10,000								2,120,738
29,750	91,200	134,500	25,000	130,000	6,000	802,500	1,715,733	27,247,538
\$0	\$0	(\$44,500)	\$0	\$0	\$0	\$0	\$0	(\$127,500)

CITY OF NEDERLAND

ANNUAL BUDGET

CONSOLIDATED STATEMENT FISCAL YEAR 2022-2023

	Beginning Fund Balance	FY22-23 Revenue	FY22-23 Expenditures	Ending Fund Balance
FUND				
General Fund	\$16,346,442	\$13,155,590	\$13,155,590	\$16,346,442
Street Improvement Fund	2,978,989	802,500	802,500	2,978,989
Water & Sewer Fund	5,142,735	5,749,907	5,749,907	5,142,735
SSES Project Fund	593,823	50,000	50,000	593,823
Solid Waste Fund	3,025,617	1,765,060	1,765,060	3,025,617
Equip. Replacement-General	2,260,251	175,000	188,000	2,247,251
Equip. Replacement-W & S	352,148	45,000	13,000	384,148
Equip. Replacement-Solid Waste	864,561	300,000	402,000	762,561
Police Narcotic Fund	88,410	29,750	29,750	88,410
Library Special Fund	2,702	91,200	91,200	2,702
Court Technology Fund	7,258	6,000	6,000	7,258
Hotel/Motel Fund	67,063	90,000	134,500	22,563
Fire Department Special Fund	75,362	25,000	25,000	75,362
Parks & Recreation Spec. Fund	317,486	130,000	130,000	317,486
MCML Central Dispatch Fund	391,242	1,715,733	1,715,733	391,242
Debt Service Fund	146,718	2,989,298	2,989,298	146,718
	\$32,660,807	\$27,120,038	\$27,247,538	\$32,533,307

ANNUAL BUDGET

SUMMARY OF EXPENDITURES ALL FUNDS FISCAL YEAR 2022-2023

FUND	PERSONNEL	MATERIALS	CONTRACTUAL	CAPITAL	TRANSFERS	TOTAL
	SERVICES	& SUPPLIES	SERVICES			
General Fund	\$9,159,162	\$562,785	\$2,812,643	\$346,000	\$275,000	\$13,155,590
Street Improvement Fund	0	0	0	802,500	0	802,500
Water & Sewer Fund	2,111,094	638,500	1,554,575	10,000	1,435,738	5,749,907
SSES Project Fund	0	0	50,000	0	0	50,000
Solid Waste Fund	721,970	235,800	407,290	0	400,000	1,765,060
Equip. Replacement-General	0	0	0	188,000	0	188,000
Equip. Replacement-W & S	0	0	0	13,000	0	13,000
Equip. Replacement-Solid Waste	0	0	0	402,000	0	402,000
Police Narcotic Fund	4,000	6,750	9,000	0	10,000	29,750
Library Special Fund	0	55,200	12,000	24,000	0	91,200
Court Technology Fund	0	0	6,000	0	0	6,000
Hotel/Motel Fund	0	0	82,500	52,000	0	134,500
Fire Department Special Fund	0	13,000	12,000	0	0	25,000
Parks & Recreation Special Fund	0	5,000	39,000	86,000	0	130,000
MCML Central Dispatch Fund	1,218,189	14,550	482,994	0	0	1,715,733
Debt Service Fund	0	0	2,989,298	0	0	2,989,298
	\$13,214,415	\$1,531,585	\$8,457,300	\$1,923,500	\$2,120,738	\$27,247,538

ANNUAL BUDGET

This page left blank intentionally

CITY OF NEDERLAND

ANNUAL BUDGET

GENERAL FUND

CITY OF NEDERLAND

ANNUAL BUDGET

GENERAL FUND SCHEDULE OF REVENUES & APPROPRIATIONS BUDGET FISCAL YEAR 2022-2023

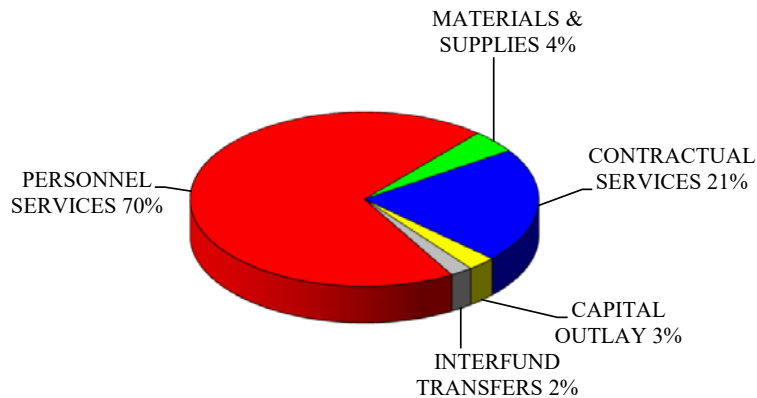
	Budget 2021-2022	Actual As Of June 2022	Proposed 2022-2023
REVENUES			
Current Taxes	\$4,648,081	\$5,144,869	\$4,884,900
Delinquent Taxes	54,000	44,081	54,000
Industrial In-Lieu-of Tax Payments	2,463,920	3,393,818	2,644,090
Sales Tax	3,100,000	3,198,021	3,200,000
Taxes P&I	55,000	50,702	55,000
Occupational Taxes & Licenses	6,100	5,986	6,100
Franchise Fees	990,000	296,042	990,000
State Grant Funds	0	1,494	0
School Contribution	220,000	145,596	250,000
Inspection Fees	125,000	86,093	125,000
Pool & Recreation Bldg. Fees	96,000	38,297	96,000
Donations	0	250	0
Fines & Court Costs	220,000	224,752	250,000
Library Fees	12,000	8,604	12,000
Animal Control Fees	2,500	1,881	2,500
Court Bldg Security Fees	5,000	5,496	6,000
Time Payment Reimbursement Fee	0	6,021	0
Interest Income	25,000	47,614	20,000
Miscellaneous Revenue	75,000	53,501	75,000
Transfers In	485,000	242,500	485,000
TOTAL REVENUES	12,582,601	12,995,618	13,155,590
EXPENDITURES			
Personnel Services	8,673,325	6,263,894	9,159,162
Materials & Supplies	532,885	274,530	562,785
Contractual Services	2,693,891	1,877,208	2,812,643
Capital Outlay	467,500	96,784	346,000
Transfers Out	2,090,000	1,045,000	275,000
TOTAL EXPENDITURES	14,457,601	9,557,416	13,155,590
EXCESS (DEFICIT) REVENUES OVER EXPENDITURES	(\$1,875,000)	\$3,438,202	\$0

CITY OF NEDERLAND

ANNUAL BUDGET

GENERAL FUND SUMMARY OF EXPENDITURES FISCAL YEAR 2022-2023

DEPARTMENT	PERSONNEL SERVICES	MATERIALS & SUPPLIES	CONTRACTUAL SERVICES	CAPITAL OUTLAY	INTERFUND TRANSFERS	TOTAL
City Council	\$20,654	\$200	\$2,500	\$0	\$0	\$23,354
Legal	50	300	85,440	0	0	85,790
City Manager	469,496	4,750	74,510	0	0	548,756
Finance	287,595	4,500	151,000	0	0	443,095
Personnel	254,176	7,210	120,125	0	0	381,511
Civil Service	0	600	3,550	0	0	4,150
City Hall	0	4,150	61,000	0	0	65,150
Police	3,870,280	135,050	860,183	11,000	0	4,876,513
Property Maintenance	29,695	3,975	32,250	0	0	65,920
Emergency Management	0	2,500	69,450	0	0	71,950
Fire	2,018,420	65,650	159,545	0	0	2,243,615
Fire Department Volunteers	650	0	18,000	0	0	18,650
Inspections	221,481	10,200	35,200	0	0	266,881
Code Enforcement	79,109	3,050	29,780	0	0	111,939
Public Works Admin.	282,348	8,600	101,475	0	0	392,423
Street Department	749,076	159,300	43,150	275,000	0	1,226,526
Animal Control	124,290	5,500	25,060	0	0	154,850
Parks & Recreation	394,370	107,750	213,805	10,000	0	725,925
Library	357,472	39,500	155,620	50,000	0	602,592
Other Requirements	0	0	571,000	0	275,000	846,000
	\$9,159,162	\$562,785	\$2,812,643	\$346,000	\$275,000	\$13,155,590



ANNUAL BUDGET

CITY COUNCIL

The City Council consists of the Mayor and four Council members and is the elected governing body of the City of Nederland. The Mayor and Council members are elected at large and each Council member serves in one of four municipal districts. Each Council member must reside in the ward they represent. The Mayor and Council members serve staggered three-year terms and are not restricted on the number of times they may run for office. Staff assistance to the City Council is provided through the Office of the City Manager.

ANNUAL BUDGET

SUMMARY

General Fund City Council

	CATEGORY	BUDGET 2021-2022	ACTUAL AS OF JUNE 2022	PROPOSED 2022-2023
6100	Personnel Services	\$20,654	\$15,466	\$20,654
6200	Materials & Supplies	200	939	200
6300	Contractual Services	2,500	683	2,500
6700	Capital Outlay	<u>0</u>	<u>0</u>	<u>0</u>
	Total	<u><u>\$23,354</u></u>	<u><u>\$17,088</u></u>	<u><u>\$23,354</u></u>

Schedule of Personnel

**Number of
Pay Grade**

**Number of
Positions**

N/A

CITY OF NEDERLAND

ANNUAL BUDGET

FUND: General **FISCAL YEAR: 2022-2023**
DEPARTMENT: City Council - 01-11-00

CATEGORY	CODE	BUDGET 2021-2022	ACTUAL AS OF JUNE 2022	PROPOSED 2022-2023
PERSONNEL SERVICES				
Salaries & Wages	6110	\$19,120	\$14,340	\$19,120
Social Security	6126	1,500	1,097	1,500
Worker's Compensation	6128	34	29	34
Total		20,654	15,466	20,654
MATERIALS & SUPPLIES				
General Office Supplies	6210	100	822	100
Supplies/Minor Tools & Equipment	6265	100	117	100
Total		200	939	200
CONTRACTUAL SERVICES				
Training & Travel	6333	2,500	683	2,500
Total		2,500	683	2,500
TOTALS		\$23,354	\$17,088	\$23,354

ANNUAL BUDGET

This page left blank intentionally

CITY OF NEDERLAND

ANNUAL BUDGET

LEGAL

The City Attorney is appointed by the City Council and is the legal advisor for the City Council and all other City officers, departments, and officials. The City Judge is appointed by the City Council and operates Municipal Court.

ANNUAL BUDGET

SUMMARY

General Fund Legal

	CATEGORY	BUDGET 2021-2022	ACTUAL AS OF JUNE 2022	PROPOSED 2022-2023
6100	Personnel Services	\$50	\$42	\$50
6200	Materials & Supplies	300	89	300
6300	Contractual Services	82,880	54,238	85,440
6700	Capital Outlay	<u>0</u>	<u>0</u>	<u>0</u>
	Total	<u><u>\$83,230</u></u>	<u><u>\$54,369</u></u>	<u><u>\$85,790</u></u>

Schedule of Personnel

**Number of
Pay Grade**

**Number of
Positions**

N/A

CITY OF NEDERLAND

ANNUAL BUDGET

FUND: General **FISCAL YEAR:** 2022-2023
DEPARTMENT: Legal - 01-12-00

CATEGORY	CODE	BUDGET 2021-2022	ACTUAL AS OF JUNE 2022	PROPOSED 2022-2023
PERSONNEL SERVICES				
Worker's Compensation	6128	\$50	\$42	\$50
Total		50	42	50
MATERIALS & SUPPLIES				
Books & Publications	6212	300	89	300
Total		300	89	300
CONTRACTUAL SERVICES				
Legal Services	6313	57,240	37,871	59,030
Training & Travel	6333	500	0	500
Court Costs, Jury Fees	6372	400	0	400
City Judge	6374	24,740	16,367	25,510
Total		82,880	54,238	85,440
TOTALS		\$83,230	\$54,369	\$85,790

CITY OF NEDERLAND

ANNUAL BUDGET

This page left blank intentionally

CITY OF NEDERLAND

ANNUAL BUDGET

CITY MANAGER

The City Manager is appointed and is responsible to the Mayor and City Council. He is the Chief Administrative Officer of the City. The City Manager oversees personnel, develops the proposed budget, proposes policy alternatives and is generally responsible for the implementation of policies and programs proposed by the City Council. The City Clerk is appointed by the City Council.

ANNUAL BUDGET

SUMMARY

General Fund City Manager

	CATEGORY	BUDGET 2021-2022	ACTUAL AS OF JUNE 2022	PROPOSED 2022-2023
6100	Personnel Services	\$448,410	\$319,256	\$469,496
6200	Materials & Supplies	4,750	2,847	4,750
6300	Contractual Services	73,760	43,070	74,510
6700	Capital Outlay	<u>0</u>	<u>0</u>	<u>0</u>
	Total	<u>\$526,920</u>	<u>\$365,173</u>	<u>\$548,756</u>

Schedule of Personnel	Number of Pay Grade	Number of Positions
City Manager	132	1
City Clerk	117	1
Executive Secretary	114	1
Total		3

ANNUAL BUDGET

FUND: General **FISCAL YEAR: 2022-2023**
DEPARTMENT: City Manager - 01-13-00

CATEGORY	CODE	BUDGET 2021-2022	ACTUAL AS OF JUNE 2022	PROPOSED 2022-2023
PERSONNEL SERVICES				
Salaries & Wages	6110	\$350,169	\$252,179	\$366,532
Longevity	6113	2,208	1,628	2,352
Extra Help	6115	3,000	0	3,000
Group Insurance	6121	38,824	27,898	41,696
TMRS	6124	26,358	20,319	26,772
Social Security	6126	27,186	16,671	28,449
Worker's Compensation	6128	665	561	695
Total		448,410	319,256	469,496
MATERIALS & SUPPLIES				
General Office Supplies	6210	3,000	840	3,000
Books & Publications	6212	750	986	750
Miscellaneous Supplies	6220	1,000	1,021	1,000
Total		4,750	2,847	4,750
CONTRACTUAL SERVICES				
Postage & Freight	6332	1,000	308	750
Training & Travel	6333	5,000	3,168	5,000
Advertising/Publication	6337	10,000	9,838	11,000
Insurance-General	6341	510	435	510
Vehicle & Equipment R & M	6355	250	0	250
Dues & Memberships	6377	11,000	9,615	11,000
Contractual Services	6393	31,000	19,706	31,000
Election Services	6395	15,000	0	15,000
Total		73,760	43,070	74,510
TOTALS		\$526,920	\$365,173	\$548,756

CITY OF NEDERLAND

ANNUAL BUDGET

This page left blank intentionally

CITY OF NEDERLAND

ANNUAL BUDGET

FINANCE DEPARTMENT

The Finance Department is responsible for all financial administration, accounting, and reporting services for the City. Transactions relating to purchasing, accounts payable, accounts receivable, payroll, benefit reporting, and cash management are processed by this department. This department also provides statistical reporting and related services to individual City departments and to the City Council.

ANNUAL BUDGET

SUMMARY

**General Fund
Finance Department**

CATEGORY	BUDGET 2021-2022	ACTUAL AS OF JUNE 2022	PROPOSED 2022-2023
6100 Personnel Services	\$272,752	\$186,247	\$287,595
6200 Materials & Supplies	4,500	1,774	4,500
6300 Contractual Services	149,925	109,045	151,000
6700 Capital Outlay	<u>0</u>	<u>0</u>	<u>0</u>
Total	<u><u>\$427,177</u></u>	<u><u>\$297,066</u></u>	<u><u>\$443,095</u></u>

Schedule of Personnel	Number of Pay Grade	Number of Positions
Director of Finance/Assistant City Manager	127	1
Accounting Supervisor	115	1
Total		2

ANNUAL BUDGET

FUND: General **FISCAL YEAR: 2022-2023**
DEPARTMENT: Finance - 01-15-00

CATEGORY	CODE	BUDGET 2021-2022	ACTUAL AS OF JUNE 2022	PROPOSED 2022-2023
PERSONNEL SERVICES				
Salaries & Wages	6110	\$214,295	\$146,472	\$224,295
Longevity	6113	1,536	1,078	1,540
Group Insurance	6121	23,255	15,967	27,672
TMRS	6124	16,464	11,770	16,390
Social Security	6126	16,815	10,633	17,276
Worker's Compensation	6128	387	327	422
Total		272,752	186,247	287,595
MATERIALS & SUPPLIES				
General Office Supplies	6210	4,000	1,774	4,000
Books & Publications	6212	500	0	500
Total		4,500	1,774	4,500
CONTRACTUAL SERVICES				
Auditing & Accounting	6311	41,000	34,787	44,000
Postage & Freight	6332	1,800	1,139	1,800
Training & Travel	6333	5,000	234	3,000
Advertising/Publication	6337	1,000	163	1,000
Insurance-General	6341	325	344	400
Dues & Memberships	6377	800	555	800
Contractual Services	6393	100,000	71,823	100,000
Total		149,925	109,045	151,000
TOTALS		\$427,177	\$297,066	\$443,095

ANNUAL BUDGET

This page left blank intentionally

ANNUAL BUDGET

PERSONNEL DEPARTMENT

The Personnel Department is responsible for various functions throughout the City. These functions include personnel, risk management, and employee benefits. This department is responsible for providing the City Manager with needed reports and statistical data. This department is also responsible for the various functions in the Civil Service Commission as implemented in accordance with *Texas Local Government Code Chapter 143* regulating Municipal Civil Service.

ANNUAL BUDGET

SUMMARY

General Fund Personnel

CATEGORY	BUDGET 2021-2022	ACTUAL AS OF JUNE 2022	PROPOSED 2022-2023
6100 Personnel Services	\$240,782	\$176,858	\$254,176
6200 Materials & Supplies	7,210	2,528	7,210
6300 Contractual Services	88,075	61,502	120,125
6700 Capital Outlay	0	0	0
Total	\$336,067	\$240,888	\$381,511

Schedule of Personnel	Number of Pay Grade	Number of Positions
Human Resources Director/Assistant to the City Manager	125	1
Administrative Secretary	107	1
Total		2

ANNUAL BUDGET

FUND: General **FISCAL YEAR: 2022-2023**
DEPARTMENT: Personnel - 01-16-00

CATEGORY	CODE	BUDGET 2021-2022	ACTUAL AS OF JUNE 2022	PROPOSED 2022-2023
PERSONNEL SERVICES				
Salaries & Wages	6110	\$187,286	\$138,233	\$197,536
Overtime	6111	100	0	100
Longevity	6113	1,200	852	1,296
Extra Help	6115	4,700	2,673	4,700
Group Insurance	6121	18,242	13,099	20,147
TMRS	6124	14,106	11,092	14,438
Social Security	6126	14,786	10,604	15,578
Worker's Compensation	6128	362	305	381
Total		240,782	176,858	254,176
MATERIALS & SUPPLIES				
General Office Supplies	6210	3,000	871	3,000
Books & Publications	6212	150	131	150
Foods	6236	560	129	560
Special Program Supplies	6243	3,500	1,397	3,500
Total		7,210	2,528	7,210
CONTRACTUAL SERVICES				
Consultant Services	6312	29,500	20,275	29,500
Medical Svcs. and Pre-Employ.	6314	12,250	13,483	15,000
Postage & Freight	6332	450	306	450
Training & Travel	6333	3,000	6,135	3,500
Advertising/Publication	6337	1,000	1,136	1,300
Printing & Binding	6338	750	110	750
Insurance-General	6341	325	278	325
Surety, Fidelity Bonds	6342	0	0	3,500
Unemployment Reimbursement	6347	7,000	0	7,000
Dues & Memberships	6377	800	779	800

CITY OF NEDERLAND

ANNUAL BUDGET

FUND: General **FISCAL YEAR: 2022-2023**
DEPARTMENT: Personnel - 01-16-00

CATEGORY	CODE	BUDGET 2021-2022	ACTUAL AS OF JUNE 2022	PROPOSED 2022-2023
CONTRACTUAL SERVICES				
Contractual Services	6393	20,000	14,477	45,000
Special Programs	6400	13,000	4,523	13,000
Total		88,075	61,502	120,125
TOTALS		<u><u>\$336,067</u></u>	<u><u>\$240,888</u></u>	<u><u>\$381,511</u></u>

CITY OF NEDERLAND

ANNUAL BUDGET

SUMMARY

**General Fund
Civil Service**

	CATEGORY	BUDGET 2021-2022	ACTUAL AS OF JUNE 2022	PROPOSED 2022-2023
6100	Personnel Services	\$0	\$0	\$0
6200	Materials & Supplies	600	0	600
6300	Contractual Services	3,550	(211)	3,550
6700	Capital Outlay	0	0	0
	Total	\$4,150	(\$211)	\$4,150

Schedule of Personnel	Number of Pay Grade	Number of Positions
-----------------------	------------------------	------------------------

N/A

ANNUAL BUDGET

FUND: General **FISCAL YEAR: 2022-2023**
DEPARTMENT: Civil Service - 01-16-01

CATEGORY	CODE	BUDGET 2021-2022	ACTUAL AS OF JUNE 2022	PROPOSED 2022-2023
MATERIALS & SUPPLIES				
General Office Supplies	6210	\$100	\$0	\$100
Books & Publications	6212	500	0	500
Total		600	0	600
CONTRACTUAL SERVICES				
Consultant Services	6312	900	0	900
Medical Svcs. and Pre-Employ.	6314	750	0	750
Reimbursement	6317	50	0	50
Training & Travel	6333	1,500	(211)	1,500
Advertising/Publication	6337	150	0	150
Dues & Memberships	6377	200	0	200
Total		3,550	(211)	3,550
TOTALS		<u><u>\$4,150</u></u>	<u><u>(\$211)</u></u>	<u><u>\$4,150</u></u>

ANNUAL BUDGET

CITY HALL

The City Hall Department is created to track costs associated with the maintenance and operation of the City Hall Building along with the maintenance of all equipment and fixtures throughout the facility.

ANNUAL BUDGET

SUMMARY

General Fund City Hall

	CATEGORY	BUDGET 2021-2022	ACTUAL AS OF JUNE 2022	PROPOSED 2022-2023
6100	Personnel Services	\$0	\$0	\$0
6200	Materials & Supplies	4,150	3,108	4,150
6300	Contractual Services	57,540	53,602	61,000
6700	Capital Outlay	<u>0</u>	<u>0</u>	<u>0</u>
	Total	<u><u>\$61,690</u></u>	<u><u>\$56,710</u></u>	<u><u>\$65,150</u></u>

Schedule of Personnel

**Number of
Pay Grade**

**Number of
Positions**

N/A

CITY OF NEDERLAND

ANNUAL BUDGET

FUND: General **FISCAL YEAR: 2022-2023**
DEPARTMENT: City Hall - 01-19-00

CATEGORY	CODE	BUDGET 2021-2022	ACTUAL AS OF JUNE 2022	PROPOSED 2022-2023
MATERIALS & SUPPLIES				
General Office Supplies	6210	\$750	\$815	\$750
Miscellaneous Supplies	6220	1,000	835	1,000
Foods	6236	400	208	400
Supplies/Minor Tools & Equipment	6265	2,000	1,250	2,000
Total		4,150	3,108	4,150
CONTRACTUAL SERVICES				
Telephone	6331	7,500	7,150	8,000
Insurance-General	6341	20,040	19,983	22,000
Electricity	6348	8,000	4,092	8,000
Natural Gas	6349	2,000	1,848	2,000
Bldg/Structure Improvements	6350	2,000	6,765	2,000
Fixed Plant & Equipment R & M	6351	7,000	6,344	7,000
Rental Equipment	6366	3,000	2,170	3,000
Janitorial Services	6380	8,000	5,250	9,000
Total		57,540	53,602	61,000
TOTALS		\$61,690	\$56,710	\$65,150

ANNUAL BUDGET

This page left blank intentionally

CITY OF NEDERLAND

ANNUAL BUDGET

POLICE DEPARTMENT

The Police Department is charged with enforcing federal, state, and local laws within the City of Nederland. This is accomplished through a proactive program designed to minimize and deter the occurrence of criminal activity; to recover and return stolen articles; to facilitate the safe and orderly movement of people and vehicles; to assist persons who cannot care for themselves; and to arrange delivery of immediate emergency services. The Police Department responds to calls relating to suspected criminal and noncriminal activities and conducts all necessary investigations. The main focus of the department is the investigation of crime and the successful apprehension and prosecution of criminal offenders. In addition, the Police Department maintains all records and accident reports and prepares reports for State and Federal agencies as required.

ANNUAL BUDGET

SUMMARY

General Fund Police Department

	CATEGORY	BUDGET 2021-2022	ACTUAL AS OF JUNE 2022	PROPOSED 2022-2023
6100	Personnel Services	\$3,717,178	\$2,708,784	\$3,870,280
6200	Materials & Supplies	106,450	77,334	135,050
6300	Contractual Services	811,451	590,156	860,183
6700	Capital Outlay	0	0	11,000
6900	Interfund Transfers	0	0	0
	Total	\$4,635,079	\$3,376,274	\$4,876,513

Schedule of Personnel	Number of Pay Grade	Number of Positions
Chief of Police	127	1
Assistant Police Chief	CB	1
Police Sergeant	CB	6
Police Officer	CB	21
Court Administrator	108	1
Administrative Secretary	107	1
Department Clerk	106	1
Total		32

CB - Collective Bargaining

ANNUAL BUDGET

FUND: General **FISCAL YEAR: 2022-2023**
DEPARTMENT: Police - 01-21-00

CATEGORY	CODE	BUDGET 2021-2022	ACTUAL AS OF JUNE 2022	PROPOSED 2022-2023
PERSONNEL SERVICES				
Salaries & Wages	6110	\$2,511,247	\$1,806,983	\$2,615,299
Overtime	6111	215,000	186,281	215,000
Longevity	6113	15,360	10,172	14,496
Extra Help	6115	52,000	35,745	52,000
Certification Pay	6116	64,320	44,729	61,910
Group Insurance	6121	376,207	262,295	406,665
TMRS	6124	209,883	163,132	210,954
Social Security	6126	218,631	153,410	226,341
Worker's Compensation	6128	54,530	46,037	67,615
Total		3,717,178	2,708,784	3,870,280
MATERIALS & SUPPLIES				
General Office Supplies	6210	11,000	7,973	12,000
Books & Publications	6212	750	480	750
Miscellaneous Supplies	6220	7,000	3,628	7,500
Motor Vehicle Fuel	6222	45,000	39,059	50,000
Wearing Apparel	6231	24,000	15,360	45,000
Foods	6236	1,200	223	1,300
Supplies/Minor Tools & Equipment	6265	15,000	8,856	16,000
Safety Equipment	6274	2,500	1,755	2,500
Total		106,450	77,334	135,050
CONTRACTUAL SERVICES				
Computer System	6315	12,000	5,279	12,000
Telephone	6331	9,000	6,591	9,000
Postage & Freight	6332	7,000	3,448	7,000

CITY OF NEDERLAND

ANNUAL BUDGET

FUND: General **FISCAL YEAR: 2022-2023**
DEPARTMENT: Police - 01-21-00

CATEGORY	CODE	BUDGET 2021-2022	ACTUAL AS OF JUNE 2022	PROPOSED 2022-2023
CONTRACTUAL SERVICES				
Training & Travel	6333	8,000	4,192	15,000
Insurance-General	6341	39,820	39,762	43,802
Insurance Motor Equipment	6343	15,000	13,134	15,000
Electricity	6348	18,000	13,408	20,000
Bldg/Structure Improvements	6350	4,000	3,350	4,000
Fixed Plant & Equipment R & M	6351	6,000	4,151	6,000
Vehicle & Equipment R & M	6355	25,000	19,446	27,500
Dues & Memberships	6377	2,500	778	2,500
Janitorial Services	6380	5,200	3,339	5,750
Prisoner Costs	6384	25,000	1,787	25,000
Contractual Services	6393	46,000	31,293	50,000
Special Programs	6400	2,000	0	2,000
Contribution - Central Dispatch	6406	586,931	440,198	615,631
Total		811,451	590,156	860,183
CAPITAL OUTLAY				
Radio & Radar Equipment	6747	0	0	11,000
Total		0	0	11,000
TOTALS		<u>\$4,635,079</u>	<u>\$3,376,274</u>	<u>\$4,876,513</u>

CITY OF NEDERLAND

ANNUAL BUDGET

SUMMARY

**General Fund
Property Maintenance**

	CATEGORY	BUDGET 2021-2022	ACTUAL AS OF JUNE 2022	PROPOSED 2022-2023
6100	Personnel Services	\$35,215	\$6,391	\$29,695
6200	Materials & Supplies	3,975	980	3,975
6300	Contractual Services	22,250	33,228	32,250
6700	Capital Outlay	0	0	0
	Total	\$61,440	\$40,599	\$65,920

Schedule of Personnel	Number of Pay Grade	Number of Positions
-----------------------	------------------------	------------------------

N/A

ANNUAL BUDGET

FUND: General **FISCAL YEAR: 2022-2023**
DEPARTMENT: Property Maintenance - 01-21-01

CATEGORY	CODE	BUDGET 2021-2022	ACTUAL AS OF JUNE 2022	PROPOSED 2022-2023
PERSONNEL SERVICES				
Overtime	6111	\$6,000	\$3,070	\$6,000
Extra Help	6115	26,000	1,932	20,000
TMRS	6124	0	231	500
Social Security	6126	2,295	381	2,295
Worker's Compensation	6128	920	777	900
Total		35,215	6,391	29,695
MATERIALS & SUPPLIES				
Motor Vehicle Fuel	6222	2,500	924	2,500
Motor Vehicle Supplies	6258	225	0	225
Supplies/Minor Tools & Equipment	6265	1,250	56	1,250
Total		3,975	980	3,975
CONTRACTUAL SERVICES				
Insurance Motor Equipment	6343	1,500	1,475	1,500
Vehicle & Equipment R & M	6355	750	697	750
Contractual Services	6393	20,000	31,056	30,000
Total		22,250	33,228	32,250
TOTALS		\$61,440	\$40,599	\$65,920

ANNUAL BUDGET

SUMMARY

**General Fund
Emergency Management**

	CATEGORY	BUDGET 2021-2022	ACTUAL AS OF JUNE 2022	PROPOSED 2022-2023
6100	Personnel Services	\$0	\$0	\$0
6200	Materials & Supplies	2,500	0	2,500
6300	Contractual Services	99,100	35,283	69,450
6700	Capital Outlay	0	0	0
	Total	\$101,600	\$35,283	\$71,950

Schedule of Personnel	Number of Pay Grade	Number of Positions
-----------------------	------------------------	------------------------

N/A

ANNUAL BUDGET

FUND: General **FISCAL YEAR:** 2022-2023
DEPARTMENT: Emergency Management - 01-21-02

CATEGORY	CODE	BUDGET 2021-2022	ACTUAL AS OF JUNE 2022	PROPOSED 2022-2023
MATERIALS & SUPPLIES				
Supplies/Minor Tools & Equipment	6265	\$2,500	\$0	\$2,500
Total		2,500	0	2,500
CONTRACTUAL SERVICES				
Training & Travel	6333	3,000	2,727	3,000
Insurance-General	6341	1,100	1,314	1,450
Contractual Services	6393	95,000	31,242	65,000
Total		99,100	35,283	69,450
TOTALS		\$101,600	\$35,283	\$71,950

CITY OF NEDERLAND

ANNUAL BUDGET

FIRE DEPARTMENT

The Fire Department serves the community with a combination of paid and volunteer staff. Our services include, but are not limited to, fire suppression activities, first responder medical services, technical rescue, fire inspections, plans review, and fire investigations. Throughout the year, the department conducts fire prevention programs, station tours, and participates in multiple City-sponsored events. Specialized training has also prepared the department to respond effectively during natural disasters and during area emergencies such as hazardous material incidents and mass casualty incidents.

ANNUAL BUDGET

SUMMARY

General Fund Fire Department

CATEGORY	BUDGET 2021-2022	ACTUAL AS OF JUNE 2022	PROPOSED 2022-2023
6100 Personnel Services	\$1,792,341	\$1,365,674	\$2,018,420
6200 Materials & Supplies	68,650	39,653	65,650
6300 Contractual Services	153,520	106,410	159,545
6700 Capital Outlay	40,000	0	0
Total	<u>\$2,054,511</u>	<u>\$1,511,737</u>	<u>\$2,243,615</u>

Schedule of Personnel	Number of	Number of Pay Grade	Number of Positions
Fire Chief/Fire Marshal		126	1
Assistant Fire Chief		CB	1
Fire Captain		CB	3
Fire Fighter		CB	12
Total			17

CB - Collective Bargaining

ANNUAL BUDGET

FUND: General **FISCAL YEAR: 2022-2023**
DEPARTMENT: Fire Department - 01-22-00

CATEGORY	CODE	BUDGET 2021-2022	ACTUAL AS OF JUNE 2022	PROPOSED 2022-2023
PERSONNEL SERVICES				
Salaries & Wages	6110	\$1,238,585	\$919,829	\$1,377,587
Overtime	6111	100,000	103,859	100,000
Longevity	6113	12,192	8,852	12,960
Certification Pay	6116	26,400	20,916	46,740
Group Insurance	6121	175,272	124,570	209,761
TMRS	6124	103,013	83,230	111,569
Social Security	6126	105,354	77,803	117,603
Worker's Compensation	6128	31,525	26,615	42,200
Total		1,792,341	1,365,674	2,018,420
MATERIALS & SUPPLIES				
General Office Supplies	6210	2,700	1,451	2,700
Books & Publications	6212	1,850	1,747	1,850
Miscellaneous Supplies	6220	6,000	2,294	6,000
Motor Vehicle Fuel	6222	13,000	12,468	15,000
Wearing Apparel	6231	10,000	7,570	10,000
Foods	6236	2,400	1,611	2,400
Signs & Markers	6240	500	0	500
Special Program Supplies	6243	1,200	249	1,200
Motor Vehicle Supplies	6258	1,000	408	1,000
Supplies/Minor Tools & Equipment	6265	30,000	11,855	25,000
Total		68,650	39,653	65,650

CITY OF NEDERLAND

ANNUAL BUDGET

FUND: General **FISCAL YEAR: 2022-2023**
DEPARTMENT: Fire Department - 01-22-00

CATEGORY	CODE	BUDGET 2021-2022	ACTUAL AS OF JUNE 2022	PROPOSED 2022-2023
CONTRACTUAL SERVICES				
Laboratory Testing	6324	500	0	500
Telephone	6331	7,000	4,581	7,000
Postage & Freight	6332	200	0	200
Training & Travel	6333	15,000	5,873	15,000
Insurance-General	6341	25,120	25,064	27,570
Insurance Motor Equipment	6343	15,000	14,158	15,575
Electricity	6348	11,000	9,360	14,000
Natural Gas	6349	3,000	1,637	3,000
Bldg/Structure Improvements	6350	10,000	7,112	10,000
Fixed Plant & Equipment R & M	6351	6,000	2,804	6,000
Vehicle & Equipment R & M	6355	50,000	28,822	50,000
Rental Equipment	6366	4,000	3,342	4,000
Dues & Memberships	6377	1,700	950	1,700
Janitorial Services	6380	4,000	2,331	4,000
Contractual Services	6393	1,000	376	1,000
Total		153,520	106,410	159,545
CAPITAL OUTLAY				
Bldgs, Fixtures & Grounds	6720	40,000	0	0
Total		40,000	0	0
TOTALS		\$2,054,511	\$1,511,737	\$2,243,615

CITY OF NEDERLAND

ANNUAL BUDGET

SUMMARY

**General Fund
Fire Department Volunteers**

	CATEGORY	BUDGET 2021-2022	ACTUAL AS OF JUNE 2022	PROPOSED 2022-2023
6100	Personnel Services	\$650	\$549	\$650
6200	Materials & Supplies	0	0	0
6300	Contractual Services	18,000	11,857	18,000
6700	Capital Outlay	0	0	0
	Total	\$18,650	\$12,406	\$18,650

Schedule of Personnel	Number of Pay Grade	Number of Positions
N/A		

ANNUAL BUDGET

FUND: General **FISCAL YEAR:** 2022-2023
DEPARTMENT: Fire Department Volunteers- 01-22-01

CATEGORY	CODE	BUDGET 2021-2022	ACTUAL AS OF JUNE 2022	PROPOSED 2022-2023
PERSONNEL SERVICES				
Worker's Compensation	6128	\$650	\$549	\$650
Total		650	549	650
CONTRACTUAL SERVICES				
Volunteer Promotional Services	6385	4,800	1,957	4,800
Contractual Services	6393	13,200	9,900	13,200
Total		18,000	11,857	18,000
TOTALS		\$18,650	\$12,406	\$18,650

ANNUAL BUDGET

INSPECTIONS DEPARTMENT

The Inspections Department is responsible for the enforcement of regulatory ordinances relating to the construction, renovation, and maintenance of buildings and structures within the City.

ANNUAL BUDGET

SUMMARY

General Fund Inspections

	CATEGORY	BUDGET 2021-2022	ACTUAL AS OF JUNE 2022	PROPOSED 2022-2023
6100	Personnel Services	\$208,590	\$154,717	\$221,481
6200	Materials & Supplies	10,200	3,814	10,200
6300	Contractual Services	31,150	16,873	35,200
6700	Capital Outlay	<u>0</u>	<u>0</u>	<u>0</u>
	Total	<u><u>\$249,940</u></u>	<u><u>\$175,404</u></u>	<u><u>\$266,881</u></u>

Schedule of Personnel	Number of Pay Grade	Number of Positions
Chief Building Official	121	1
Administrative Secretary	107	1
Total		2

ANNUAL BUDGET

FUND: General **FISCAL YEAR: 2022-2023**
DEPARTMENT: Inspections - 01-24-00

CATEGORY	CODE	BUDGET 2021-2022	ACTUAL AS OF JUNE 2022	PROPOSED 2022-2023
PERSONNEL SERVICES				
Salaries & Wages	6110	\$153,761	\$115,371	\$163,491
Overtime	6111	500	0	500
Longevity	6113	1,392	1,032	1,488
Extra Help	6115	10,000	6,305	10,000
Group Insurance	6121	18,082	13,092	19,992
TMRS	6124	11,643	9,267	12,010
Social Security	6126	12,672	9,194	13,424
Worker's Compensation	6128	540	456	576
Total		208,590	154,717	221,481
MATERIALS & SUPPLIES				
General Office Supplies	6210	5,000	1,407	5,000
Books & Publications	6212	1,500	178	1,500
Motor Vehicle Fuel	6222	1,200	642	1,200
Motor Vehicle Supplies	6258	500	134	500
Equipment Maint. & Repair	6270	2,000	1,453	2,000
Total		10,200	3,814	10,200
CONTRACTUAL SERVICES				
Reimbursement	6317	750	230	750
Telephone	6331	2,500	1,220	3,000
Postage & Freight	6332	750	238	750
Training & Travel	6333	2,500	140	2,500
Insurance-General	6341	1,700	1,675	1,850
Insurance Motor Equipment	6343	600	483	550
Electricity	6348	0	1,681	3,000
Dues & Memberships	6377	800	245	800

ANNUAL BUDGET

FUND:

General

FISCAL YEAR: 2022-2023

DEPARTMENT:

Inspections - 01-24-00

CATEGORY	CODE	BUDGET 2021-2022	ACTUAL AS OF JUNE 2022	PROPOSED 2022-2023
CONTRACTUAL SERVICES				
Janitorial Services	6380	5,550	3,500	6,000
Contractual Services	6393	16,000	7,461	16,000
Total		31,150	16,873	35,200
TOTALS		\$249,940	\$175,404	\$266,881

CITY OF NEDERLAND

ANNUAL BUDGET

CODE ENFORCEMENT

Code Enforcement is responsible for enforcing the City's existing Codes, such as weedy lots, junked vehicles parked on property, illegal dumping, the International Property Maintenance Code, and solid waste regulations. This service is necessary to protect Nederland neighborhoods and business districts.

ANNUAL BUDGET

SUMMARY

General Fund Code Enforcement

	CATEGORY	BUDGET 2021-2022	ACTUAL AS OF JUNE 2022	PROPOSED 2022-2023
6100	Personnel Services	\$76,226	\$54,552	\$79,109
6200	Materials & Supplies	3,050	1,098	3,050
6300	Contractual Services	26,950	19,129	29,780
6700	Capital Outlay	<u>0</u>	<u>0</u>	<u>0</u>
	Total	<u><u>\$106,226</u></u>	<u><u>\$74,779</u></u>	<u><u>\$111,939</u></u>

Schedule of Personnel	Number of Pay Grade	Number of Positions
Code Enforcement Officer	108	1
Total		1

ANNUAL BUDGET

FUND: General **FISCAL YEAR:** 2022-2023
DEPARTMENT: Code Enforcement - 01-25-00

CATEGORY	CODE	BUDGET 2021-2022	ACTUAL AS OF JUNE 2022	PROPOSED 2022-2023
PERSONNEL SERVICES				
Salaries & Wages	6110	\$58,389	\$41,544	\$60,141
Overtime	6111	100	0	100
Longevity	6113	384	280	432
Group Insurance	6121	8,211	5,947	9,151
TMRS	6124	4,404	3,344	4,403
Social Security	6126	4,504	3,240	4,641
Worker's Compensation	6128	234	197	241
Total		76,226	54,552	79,109
MATERIALS & SUPPLIES				
General Office Supplies	6210	2,200	690	2,200
Motor Vehicle Fuel	6222	750	349	750
Motor Vehicle Supplies	6258	100	59	100
Total		3,050	1,098	3,050
CONTRACTUAL SERVICES				
Recording Fees	6318	3,500	2,404	3,250
Telephone	6331	2,000	604	2,000
Postage & Freight	6332	1,000	1,532	1,000
Training & Travel	6333	1,200	1,333	1,200
Insurance-General	6341	1,500	2,347	2,580
Insurance Motor Equipment	6343	550	377	500
Vehicle & Equipment R & M	6355	200	268	250
Contractual Services	6393	17,000	10,264	19,000
Total		26,950	19,129	29,780
TOTALS		\$106,226	\$74,779	\$111,939

CITY OF NEDERLAND

ANNUAL BUDGET

This page left blank intentionally

CITY OF NEDERLAND

ANNUAL BUDGET

PUBLIC WORKS ADMINISTRATION

The Public Works Department is the consolidation of the Sanitation, Street, Animal Control, and Water and Sewer Departments. This Department, under the direct supervision of the Public Works Director, is responsible for supervising the operation of the water and sewer systems, the streets and drainage systems, the maintenance of City vehicles and equipment, and the collection and disposal of solid waste.

ANNUAL BUDGET

SUMMARY

General Fund Public Works Administration

	CATEGORY	BUDGET 2021-2022	ACTUAL AS OF JUNE 2022	PROPOSED 2022-2023
6100	Personnel Services	\$269,657	\$196,646	\$282,348
6200	Materials & Supplies	8,400	4,379	8,600
6300	Contractual Services	96,700	66,816	101,475
6700	Capital Outlay	<u>0</u>	<u>0</u>	<u>0</u>
	Total	<u>\$374,757</u>	<u>\$267,841</u>	<u>\$392,423</u>

Schedule of Personnel	Number of Pay Grade	Number of Positions
Public Works Director	127	1
Administrative Secretary	107	1
Total		2

ANNUAL BUDGET

FUND: General **FISCAL YEAR: 2022-2023**
DEPARTMENT: Public Works Administration - 01-30-00

CATEGORY	CODE	BUDGET 2021-2022	ACTUAL AS OF JUNE 2022	PROPOSED 2022-2023
PERSONNEL SERVICES				
Salaries & Wages	6110	\$201,883	\$148,168	\$211,460
Overtime	6111	150	410	150
Longevity	6113	1,584	1,136	1,680
Group Insurance	6121	34,851	24,038	36,862
TMRS	6124	15,231	11,945	15,480
Social Security	6126	15,577	10,627	16,317
Worker's Compensation	6128	381	322	399
Total		269,657	196,646	282,348
MATERIALS & SUPPLIES				
General Office Supplies	6210	4,000	1,540	3,500
Books & Publications	6212	200	89	150
Miscellaneous Supplies	6220	1,500	776	1,250
Motor Vehicle Fuel	6222	2,000	1,465	3,000
Foods	6236	400	509	400
Safety Equipment	6274	300	0	300
Total		8,400	4,379	8,600
CONTRACTUAL SERVICES				
Telephone	6331	6,000	5,326	7,000
Postage & Freight	6332	400	76	400
Training & Travel	6333	2,000	517	2,000
Insurance-General	6341	36,200	36,065	40,000
Insurance Motor Equipment	6343	600	608	675
Electricity	6348	17,000	8,984	17,000

CITY OF NEDERLAND

ANNUAL BUDGET

FUND: General **FISCAL YEAR:** 2022-2023
DEPARTMENT: Public Works Administration - 01-30-00

CATEGORY	CODE	BUDGET 2021-2022	ACTUAL AS OF JUNE 2022	PROPOSED 2022-2023
CONTRACTUAL SERVICES				
Natural Gas	6349	3,400	3,323	4,800
Fixed Plant & Equipment R & M	6351	2,000	45	2,000
Rental Equipment	6366	1,200	0	1,200
Dues & Memberships	6377	900	485	900
Contractual Services	6393	5,000	0	3,500
Storm Water Permitting	6394	22,000	11,387	22,000
Total		96,700	66,816	101,475
TOTALS		<u><u>\$374,757</u></u>	<u><u>\$267,841</u></u>	<u><u>\$392,423</u></u>

CITY OF NEDERLAND

ANNUAL BUDGET

STREET DEPARTMENT

The Street Department is responsible for the activities of repair and replacement of concrete streets and sidewalks, patching of potholes, reconstruction of deteriorated streets, and inverted penetration of existing asphalt streets to prolong their useful life. Street Department personnel also do regular mowing and trimming throughout the City, traffic light and street sign maintenance, and extensive drainage system work. In times of emergency, the Street Department provides repair and cleanup services throughout the City.

ANNUAL BUDGET

SUMMARY

General Fund Street Department

	CATEGORY	BUDGET 2021-2022	ACTUAL AS OF JUNE 2022	PROPOSED 2022-2023
6100	Personnel Services	\$726,573	\$471,113	\$749,076
6200	Materials & Supplies	159,300	59,505	159,300
6300	Contractual Services	39,600	31,111	43,150
6700	Capital Outlay	<u>275,000</u>	<u>51,294</u>	<u>275,000</u>
	Total	<u><u>\$1,200,473</u></u>	<u><u>\$613,023</u></u>	<u><u>\$1,226,526</u></u>

Schedule of Personnel	Number of Pay Grade	Number of Positions
Street and City Shop Supervisor	115	1
Heavy Equipment Operator	109	2
Maintenance Worker	106	6
Total		9

ANNUAL BUDGET

FUND: General **FISCAL YEAR: 2022-2023**
DEPARTMENT: Street Department - 01-31-00

CATEGORY	CODE	BUDGET 2021-2022	ACTUAL AS OF JUNE 2022	PROPOSED 2022-2023
PERSONNEL SERVICES				
Salaries & Wages	6110	\$511,218	\$335,392	\$527,442
Overtime	6111	22,000	13,324	22,000
Longevity	6113	8,928	4,584	6,864
Group Insurance	6121	83,606	46,715	90,577
TMRS	6124	40,553	28,129	40,374
Social Security	6126	41,474	27,102	42,557
Worker's Compensation	6128	18,794	15,867	19,262
Total		726,573	471,113	749,076
MATERIALS & SUPPLIES				
Motor Vehicle Fuel	6222	30,000	12,109	30,000
Wearing Apparel	6231	3,000	0	3,000
Street & Bridge Supplies	6246	105,000	42,338	105,000
Chemicals & Insecticides	6256	500	211	500
Motor Vehicle Supplies	6258	10,000	3,356	10,000
Supplies/Minor Tools & Equipment	6265	9,800	1,242	9,800
Safety Equipment	6274	1,000	249	1,000
Total		159,300	59,505	159,300
CONTRACTUAL SERVICES				
Training & Travel	6333	0	176	0
Insurance-General	6341	2,600	4,489	4,950
Insurance Motor Equipment	6343	9,400	9,958	10,600
Traffic Lights	6354	8,000	0	8,000
Vehicle & Equipment R & M	6355	6,000	14,342	6,000
Street Striping	6357	4,000	0	4,000

ANNUAL BUDGET

FUND: General **FISCAL YEAR:** 2022-2023
DEPARTMENT: Street Department - 01-31-00

CATEGORY	CODE	BUDGET 2021-2022	ACTUAL AS OF JUNE 2022	PROPOSED 2022-2023
CONTRACTUAL SERVICES				
Rental Equipment	6366	8,000	2,146	8,000
Contractual Services	6393	1,600	0	1,600
Total		39,600	31,111	43,150
CAPITAL OUTLAY				
Street Improvements	6730	275,000	51,294	275,000
Total		275,000	51,294	275,000
TOTALS		<u>\$1,200,473</u>	<u>\$613,023</u>	<u>\$1,226,526</u>

CITY OF NEDERLAND

ANNUAL BUDGET

ANIMAL CONTROL

The Animal Control Department is responsible for the enforcement of animal-related local and state ordinances, laws, rules, and regulations. In 2013, Animal Control was reassigned to the Public Works Department. The Department is aided by a City Council-appointed board -- the Animal Shelter Advisory Board that was established in 2014.

ANNUAL BUDGET

SUMMARY

General Fund Animal Control

	CATEGORY	BUDGET 2021-2022	ACTUAL AS OF JUNE 2022	PROPOSED 2022-2023
6100	Personnel Services	\$121,157	\$94,104	\$124,290
6200	Materials & Supplies	4,400	3,284	5,500
6300	Contractual Services	18,730	17,317	25,060
6700	Capital Outlay	<u>0</u>	<u>0</u>	<u>0</u>
	Total	<u>\$144,287</u>	<u>\$114,705</u>	<u>\$154,850</u>

Schedule of Personnel

Number of Pay Grade

Number of Positions

Animal Control Officer

107

1

Total

1

CITY OF NEDERLAND

ANNUAL BUDGET

FUND: General **FISCAL YEAR:** 2022-2023
DEPARTMENT: Animal Control - 01-34-00

CATEGORY	CODE	BUDGET 2021-2022	ACTUAL AS OF JUNE 2022	PROPOSED 2022-2023
PERSONNEL SERVICES				
Salaries & Wages	6110	\$56,289	\$43,284	\$58,269
Overtime	6111	32,000	25,912	32,000
Longevity	6113	1,296	936	1,344
Certification Pay	6116	1,800	1,296	1,800
Group Insurance	6121	13,274	9,604	14,215
TMRS	6124	6,836	5,659	6,780
Social Security	6126	6,991	5,158	7,146
Worker's Compensation	6128	2,671	2,255	2,736
Total		121,157	94,104	124,290
MATERIALS & SUPPLIES				
Motor Vehicle Fuel	6222	1,400	1,833	2,000
Wearing Apparel	6231	500	0	500
Motor Vehicle Supplies	6258	1,500	696	1,500
Supplies/Minor Tools & Equipment	6265	1,000	755	1,500
Total		4,400	3,284	5,500
CONTRACTUAL SERVICES				
Telephone	6331	600	690	930
Training & Travel	6333	700	863	900
Insurance-General	6341	1,000	1,089	1,200
Insurance Motor Equipment	6343	530	472	530
Electricity	6348	2,500	2,593	3,000

CITY OF NEDERLAND

ANNUAL BUDGET

FUND: General **FISCAL YEAR:** 2022-2023
DEPARTMENT: Animal Control - 01-34-00

CATEGORY	CODE	BUDGET 2021-2022	ACTUAL AS OF JUNE 2022	PROPOSED 2022-2023
CONTRACTUAL SERVICES				
Vehicle & Equipment R & M	6355	1,500	0	1,500
Support of Animal Shelter	6391	11,900	11,610	17,000
Total		18,730	17,317	25,060
TOTALS		<u>\$144,287</u>	<u>\$114,705</u>	<u>\$154,850</u>

CITY OF NEDERLAND

ANNUAL BUDGET

PARKS AND RECREATION DEPARTMENT

The Parks and Recreation Department is responsible for maintaining parks and recreation facilities and other City owned properties in addition to providing organized recreational activities for citizens. Within the parks system are six public parks, a 305,000 gallon swimming pool with amusement slide and mushroom water feature and sprays, a softball field, tennis courts, a soccer field, open play fields, an outdoor fitness feature, playground at three parks, picnic shelters and related equipment. Additionally, this Department sponsors numerous sports leagues and tournaments throughout the year. The Department also organizes/provides several community events throughout the year such as Nederland Night Out, Christmas on the Avenue, Monsters in the Park in the fall, the July 4th Independence Day celebration, Trash Bash, Veterans Day Celebration, and Memorial Day ceremony, in addition to small programs in the Recreation Center. Maintenance responsibilities include mowing, trimming, weed control, landscaping, and beautification in all parks and around some city buildings. The Department is aided by a City Council-appointed advisory board -- the Parks and Recreation Board that was established in 2009.

ANNUAL BUDGET

SUMMARY

General Fund Parks & Recreation

	CATEGORY	BUDGET 2021-2022	ACTUAL AS OF JUNE 2022	PROPOSED 2022-2023
6100	Personnel Services	\$396,663	\$253,124	\$394,370
6200	Materials & Supplies	104,750	53,282	107,750
6300	Contractual Services	208,800	151,211	213,805
6700	Capital Outlay	27,500	0	10,000
	Total	\$737,713	\$457,617	\$725,925

Schedule of Personnel	Number of Pay Grade	Number of Positions
Parks & Recreation Director	117	1
Maintenance Worker	106	2
Recreation Assistant	105	1
Total		4

ANNUAL BUDGET

FUND: General **FISCAL YEAR: 2022-2023**
DEPARTMENT: Parks & Recreation - 01-51-00

CATEGORY	CODE	BUDGET 2021-2022	ACTUAL AS OF JUNE 2022	PROPOSED 2022-2023
PERSONNEL SERVICES				
Salaries & Wages	6110	\$228,472	\$154,270	\$229,858
Overtime	6111	22,000	10,510	22,000
Longevity	6113	1,248	740	1,152
Extra Help	6115	50,000	26,465	50,000
Group Insurance	6121	41,111	28,419	44,844
TMRS	6124	18,829	13,229	18,362
Social Security	6126	28,819	14,270	23,180
Worker's Compensation	6128	6,184	5,221	4,974
Total		396,663	253,124	394,370
MATERIALS & SUPPLIES				
General Office Supplies	6210	2,500	1,141	2,500
Miscellaneous Supplies	6220	1,500	0	1,500
Motor Vehicle Fuel	6222	4,000	1,728	4,000
Wearing Apparel	6231	1,000	271	1,000
Foods	6236	10,500	2,866	10,500
Special Program Supplies	6243	7,500	4,853	7,500
Chemicals & Insecticides	6256	45,000	19,364	48,000
Motor Vehicle Supplies	6258	1,000	558	1,000
Supplies/Minor Tools & Equipment	6265	25,000	21,316	25,000
Equipment Maint. & Repair	6270	5,000	895	5,000
Safety Equipment	6274	1,750	290	1,750
Total		104,750	53,282	107,750

CITY OF NEDERLAND

ANNUAL BUDGET

FUND: General **FISCAL YEAR: 2022-2023**
DEPARTMENT: Parks & Recreation - 01-51-00

CATEGORY	CODE	BUDGET 2021-2022	ACTUAL AS OF JUNE 2022	PROPOSED 2022-2023
CONTRACTUAL SERVICES				
Telephone	6331	4,000	3,111	4,000
Postage & Freight	6332	200	8	200
Training & Travel	6333	7,500	1,247	4,500
Advertising/Publication	6337	750	0	750
Insurance-General	6341	41,400	41,277	45,405
Insurance Motor Equipment	6343	2,200	1,989	2,200
Electricity	6348	38,000	30,113	42,000
Bldg/Structure Improvements	6350	10,000	6,741	10,000
Fixed Plant & Equipment R & M	6351	8,000	4,584	8,000
Rental Equipment	6366	3,000	0	3,000
Dues & Memberships	6377	750	80	750
Contractual Services	6393	93,000	62,061	93,000
Total		208,800	151,211	213,805
CAPITAL OUTLAY				
Bldgs, Fixtures & Grounds	6720	27,500	0	10,000
Total		27,500	0	10,000
TOTALS		<u><u>\$737,713</u></u>	<u><u>\$457,617</u></u>	<u><u>\$725,925</u></u>

CITY OF NEDERLAND

ANNUAL BUDGET

LIBRARY

The Library Department operates in a facility located at 2712 Nederland Avenue. It maintains a collection of about 79,000 items including a wide array of fiction and non-fiction, children's materials, DVDs, audiobooks on CD, reference and archive collections, microfilm, etc. The library also offers members access to downloadable eAudiobooks and videos, Internet access, wireless access point, online databases and services, as well as 24/7 access to the online catalog and their account where they can place holds, renew books, request Interlibrary Loans, etc. Most of these online services can be accessed from home. The library also offers a variety of programs for all age levels and access to meeting spaces for small nonprofit groups.

ANNUAL BUDGET

SUMMARY

General Fund Library

CATEGORY	BUDGET 2021-2022	ACTUAL AS OF JUNE 2022	PROPOSED 2022-2023
6100 Personnel Services	\$346,427	\$260,371	\$357,472
6200 Materials & Supplies	39,500	19,916	39,500
6300 Contractual Services	153,210	114,036	155,620
6700 Capital Outlay	<u>125,000</u>	<u>45,490</u>	<u>50,000</u>
Total	<u><u>\$664,137</u></u>	<u><u>\$439,813</u></u>	<u><u>\$602,592</u></u>

Schedule of Personnel	Number of Positions	Number of Pay Grade	Number of Positions
Director of Library Services		120	1
Library Assistant		105	3
Total			4

ANNUAL BUDGET

FUND: General **FISCAL YEAR:** 2022-2023
DEPARTMENT: Library - 01-55-00

CATEGORY	CODE	BUDGET 2021-2022	ACTUAL AS OF JUNE 2022	PROPOSED 2022-2023
PERSONNEL SERVICES				
Salaries & Wages	6110	\$223,178	\$180,034	\$237,418
Overtime	6111	250	140	250
Longevity	6113	1,928	1,502	2,208
Extra Help	6115	33,000	18,939	33,000
Group Insurance	6121	50,062	29,102	44,882
TMRS	6124	16,857	14,525	17,409
Social Security	6126	19,764	14,957	20,875
Worker's Compensation	6128	1,388	1,172	1,430
Total		346,427	260,371	357,472
MATERIALS & SUPPLIES				
General Office Supplies	6210	6,500	2,979	6,500
Books & Publications	6212	25,000	13,262	26,500
Miscellaneous Supplies	6220	2,500	785	2,500
Special Program Supplies	6243	500	0	500
Supplies/Minor Tools & Equipment	6265	5,000	2,890	3,500
Total		39,500	19,916	39,500
CONTRACTUAL SERVICES				
Telephone	6331	3,800	3,282	3,800
Postage & Freight	6332	2,000	0	2,000
Training & Travel	6333	500	213	500
Printing & Binding	6338	1,300	0	1,300
Insurance-General	6341	44,040	43,917	48,500
Electricity	6348	20,000	11,116	18,000
Natural Gas	6349	1,600	1,129	1,600
Bldg/Structure Improvements	6350	8,000	7,718	8,000

CITY OF NEDERLAND

ANNUAL BUDGET

FUND: General **FISCAL YEAR:** 2022-2023
DEPARTMENT: Library - 01-55-00

CATEGORY	CODE	BUDGET 2021-2022	ACTUAL AS OF JUNE 2022	PROPOSED 2022-2023
CONTRACTUAL SERVICES				
Vehicle & Equipment R & M	6355	2,500	1,340	2,500
Rental Equipment	6366	2,100	1,679	2,100
Dues & Memberships	6377	450	45	400
Janitorial Services	6380	13,020	8,646	13,020
Contractual Services	6393	52,400	33,751	52,400
Special Programs	6400	1,500	1,200	1,500
Total		153,210	114,036	155,620
CAPITAL OUTLAY				
Bldgs, Fixtures & Grounds	6720	125,000	45,490	50,000
Total		125,000	45,490	50,000
TOTALS		\$664,137	\$439,813	\$602,592

CITY OF NEDERLAND

ANNUAL BUDGET

OTHER REQUIREMENTS

This designation includes appropriations for specialized activities and payments to organizations which provide direct benefits to the citizens of Nederland.

ANNUAL BUDGET

SUMMARY

**General Fund
Other Requirements**

	CATEGORY	BUDGET 2021-2022	ACTUAL AS OF JUNE 2022	PROPOSED 2022-2023
6100	Personnel Services	\$0	\$0	\$0
6200	Materials & Supplies	0	0	0
6300	Contractual Services	556,200	361,852	571,000
6700	Capital Outlay	0	0	0
6900	Interfund Transfers	2,090,000	1,045,000	275,000
	Total	\$2,646,200	\$1,406,852	\$846,000

Schedule of Personnel

**Number of
Pay Grade**

**Number of
Positions**

N/A

ANNUAL BUDGET

FUND: General **FISCAL YEAR: 2022-2023**
DEPARTMENT: Other Requirements - 01-90-00

CATEGORY	CODE	BUDGET 2021-2022	ACTUAL AS OF JUNE 2022	PROPOSED 2022-2023
CONTRACTUAL SERVICES				
Computer System	6315	\$140,000	\$121,151	\$151,000
Retiree Insurance	6326	25,000	34,062	25,000
Retiree Accrued Compensation	6336	25,000	0	40,000
Street Lights	6365	198,000	111,263	198,000
Senior Citizen Center	6371	56,200	45,260	54,000
Contractual Services	6393	25,000	11,917	25,000
Special Programs	6400	14,000	10,442	20,000
Contingency	6406	30,000	27,757	25,000
Vacation Buy Back	6409	23,000	0	23,000
Preventative Care Reimbursement	6411	20,000	0	10,000
Total		556,200	361,852	571,000
INTERFUND TRANSFERS				
Transfer to Parks Special Fund	6904	915,000	457,500	100,000
Transfer to Equipment Replacement	6908	175,000	87,500	175,000
Transfer to Street Improvement	6939	1,000,000	500,000	0
Total		2,090,000	1,045,000	275,000
TOTALS		<u>\$2,646,200</u>	<u>\$1,406,852</u>	<u>\$846,000</u>

ANNUAL BUDGET

This page left blank intentionally

CITY OF NEDERLAND

ANNUAL BUDGET

STREET IMPROVEMENT FUND

ANNUAL BUDGET

STREET IMPROVEMENT FUND

The Street Improvement Fund contains expenditures associated with the City's dedicated sales tax for street maintenance.

ANNUAL BUDGET

STREET IMPROVEMENT FUND SCHEDULE OF REVENUES & APPROPRIATIONS BUDGET FISCAL YEAR 2022-2023

	Budget 2021-2022	Actual As Of June 2022	Proposed 2022-2023
FUND BALANCE - October 1	\$3,978,989	\$3,978,989	\$2,978,989
REVENUES			
Sales Tax	775,000	799,505	800,000
Interest Income	1,200	7,748	2,500
Transfer In	1,000,000	500,000	0
TOTAL REVENUES	<u>1,776,200</u>	<u>1,307,253</u>	<u>802,500</u>
EXPENDITURES			
Contractual Services	0	17,010	0
Capital Outlay	2,776,200	610,713	802,500
TOTAL EXPENDITURES	<u>2,776,200</u>	<u>627,723</u>	<u>802,500</u>
EXCESS (DEFICIT) OF REVENUES OVER EXPENDITURES	(1,000,000)	679,530	0
FUND BALANCE - Sept. 30	<u><u>\$2,978,989</u></u>	<u><u>\$4,658,519</u></u>	<u><u>\$2,978,989</u></u>

CITY OF NEDERLAND

ANNUAL BUDGET

SUMMARY

Street Improvement Fund

	CATEGORY	BUDGET 2021-2022	ACTUAL AS OF JUNE 2022	PROPOSED 2022-2023
6100	Personnel Services	\$0	\$0	\$0
6200	Materials & Supplies	0	0	0
6300	Contractual Services	0	17,010	0
6700	Capital Outlay	<u>2,776,200</u>	<u>610,713</u>	<u>802,500</u>
	Total	<u><u>\$2,776,200</u></u>	<u><u>\$627,723</u></u>	<u><u>\$802,500</u></u>

Schedule of Personnel

**Number of
Pay Grade**

**Number of
Positions**

N/A

ANNUAL BUDGET

FUND: Street Improvement Fund **FISCAL YEAR:** 2022-2023
DEPARTMENT: Street Improvement Fund 39-00-00

CATEGORY	CODE	BUDGET 2021-2022	ACTUAL AS OF JUNE 2022	PROPOSED 2022-2023
Contractual Services				
Contractual Services	6393	\$0	\$17,010	\$0
Total		0	17,010	0
CAPITAL OUTLAY				
Street Improvements	6730	2,776,200	610,713	802,500
Total		2,776,200	610,713	802,500
TOTALS		<u>\$2,776,200</u>	<u>\$627,723</u>	<u>\$802,500</u>

ANNUAL BUDGET

WATER & SEWER FUND

ANNUAL BUDGET

WATER & SEWER FUND SCHEDULE OF REVENUES & APPROPRIATIONS BUDGET FISCAL YEAR 2022-2023

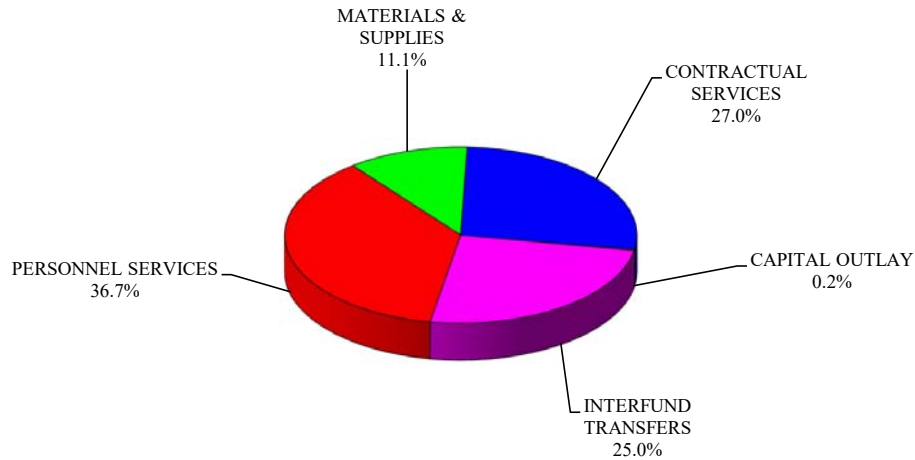
	Budget 2021-2022	Actual As Of June 2022	Proposed 2022-2023
REVENUES			
Water Service	\$2,300,000	\$1,650,346	\$2,409,709
Sewer Service	2,781,000	1,994,795	2,881,000
W&S Line Maintenance Fee	238,000	158,932	238,000
Tapping Fees	42,000	29,855	42,000
State Grant Funds	0	(2,360)	0
Federal Emergency Mgmt Funds	0	(9,681)	0
Interest Income	5,000	10,449	5,000
Misc. Income	30,038	22,740	30,038
Penalties & Interest	140,000	116,622	144,160
TOTAL REVENUES	5,536,038	3,971,698	5,749,907
EXPENSES			
Personnel Services	2,168,905	1,555,939	2,111,094
Materials & Supplies	610,170	342,016	638,500
Contractual Services	1,388,000	1,151,358	1,554,575
Capital Outlay	252,530	252,077	10,000
Transfers Out	1,434,438	717,219	1,435,738
TOTAL EXPENSES	5,854,043	4,018,609	5,749,907
EXCESS (DEFICIT) REVENUES OVER EXPENSES	(\$318,005)	(\$46,911)	\$0

CITY OF NEDERLAND

ANNUAL BUDGET

WATER & SEWER FUND SUMMARY OF EXPENSES FISCAL YEAR 2022-2023

DEPARTMENT	PERSONNEL SERVICES	MATERIALS & SUPPLIES	CONTRACTUAL SERVICES	CAPITAL OUTLAY	INTERFUND TRANSFERS	TOTAL
Water Treatment	\$650,285	\$326,550	\$667,275	\$0	\$0	\$1,644,110
Billing & Collections	356,701	93,600	134,250	0	0	584,551
Wastewater Treatment	337,568	69,600	661,050	10,000	0	1,078,218
Water & Sewer Distribution	766,540	148,750	17,000	0	0	932,290
Other Requirements	0	0	75,000	0	1,435,738	1,510,738
	\$2,111,094	\$638,500	\$1,554,575	\$10,000	\$1,435,738	\$5,749,907



ANNUAL BUDGET

WATER TREATMENT

The Water Treatment Department currently oversees all aspects of water production and treatment. Water for the City comes from water supplied by the Lower Neches Valley Authority (LNVA). Water treatment for the City's water supply consists of chlorinating for disinfection and the addition of polymers for controlling suspended solids.

ANNUAL BUDGET

SUMMARY

Water & Sewer Fund Water Treatment

	CATEGORY	BUDGET 2021-2022	ACTUAL AS OF JUNE 2022	PROPOSED 2022-2023
6100	Personnel Services	\$663,189	\$497,415	\$650,285
6200	Materials & Supplies	306,550	168,830	326,550
6300	Contractual Services	635,250	506,133	667,275
6700	Capital Outlay	<u>0</u>	<u>16,208</u>	<u>0</u>
	Total	<u><u>\$1,604,989</u></u>	<u><u>\$1,188,586</u></u>	<u><u>\$1,644,110</u></u>

Schedule of Personnel

Number of Pay Grade

Number of Positions

Treatment Plant Supervisor
Plant Operator

115
110

1
5

Total

6

ANNUAL BUDGET

FUND: Water & Sewer **FISCAL YEAR: 2022-2023**
DEPARTMENT: Water Treatment - 50-60-00

CATEGORY	CODE	BUDGET 2021-2022	ACTUAL AS OF JUNE 2022	PROPOSED 2022-2023
PERSONNEL SERVICES				
Salaries & Wages	6110	\$430,677	\$320,908	\$418,184
Overtime	6111	60,000	49,380	60,000
Longevity	6113	4,232	3,076	4,608
Certification Pay	6116	8,460	6,090	7,020
Group Insurance	6121	74,006	51,731	77,403
TMRS	6124	36,979	30,050	35,548
Social Security	6126	38,506	28,092	37,471
Worker's Compensation	6128	10,329	8,088	10,051
Total		663,189	497,415	650,285
MATERIALS & SUPPLIES				
General Office Supplies	6210	150	0	150
Motor Vehicle Fuel	6222	3,000	1,207	3,000
Wearing Apparel	6231	2,500	0	2,500
Chemicals & Insecticides	6256	290,000	160,948	310,000
Motor Vehicle Supplies	6258	1,500	175	1,500
Supplies/Minor Tools & Equipment	6265	9,000	6,445	9,000
Safety Equipment	6274	400	55	400
Total		306,550	168,830	326,550
CONTRACTUAL SERVICES				
Health Inspection Fees	6323	22,500	22,300	22,700
Laboratory Testing	6324	26,000	14,929	26,000
Telephone	6331	2,000	1,551	2,000
Postage & Freight	6332	0	66	0
Training & Travel	6333	3,000	1,890	3,000
Insurance-General	6341	154,000	153,449	168,800
Insurance Motor Equipment	6343	1,250	1,144	1,275

ANNUAL BUDGET

FUND: Water & Sewer **FISCAL YEAR: 2022-2023**
DEPARTMENT: Water Treatment - 50-60-00

CATEGORY	CODE	BUDGET 2021-2022	ACTUAL AS OF JUNE 2022	PROPOSED 2022-2023
CONTRACTUAL SERVICES				
Electricity	6348	110,000	85,219	115,000
Natural Gas	6349	1,500	823	1,500
Fixed Plant & Equipment R & M	6351	60,000	23,288	60,000
Vehicle & Equipment R & M	6355	1,000	64	1,000
Rental Equipment	6366	1,000	0	1,000
Contractual Services	6393	0	10,125	0
Untreated Water	6404	253,000	191,285	265,000
Total		635,250	506,133	667,275
CAPITAL OUTLAY				
Plant Equipment	6740	0	16,208	0
Total		0	16,208	0
TOTALS		\$1,604,989	\$1,188,586	\$1,644,110

ANNUAL BUDGET

BILLING AND COLLECTIONS

The Billing and Collections Department processes monthly accounts for water, sewer, and sanitation services provided by the City. This department also has responsibility for establishing new accounts, receiving deposits and collecting overdue payments. Additionally, personnel maintain and replace water meters in order to ensure accurate billing of water consumption.

ANNUAL BUDGET

SUMMARY

Water & Sewer Fund Billing and Collections

CATEGORY	BUDGET 2021-2022	ACTUAL AS OF JUNE 2022	PROPOSED 2022-2023
6100 Personnel Services	\$393,175	\$294,128	\$356,701
6200 Materials & Supplies	94,070	48,354	93,600
6300 Contractual Services	99,500	92,615	134,250
6700 Capital Outlay	6,530	6,111	0
Total	\$593,275	\$441,208	\$584,551

Schedule of Personnel	Number of Pay Grade	Number of Positions
Departmental Clerk	106	3
Meter Reader	106	2
Total		5

ANNUAL BUDGET

FUND: Water & Sewer **FISCAL YEAR: 2022-2023**
DEPARTMENT: Billing & Collections - 50-61-00

CATEGORY	CODE	BUDGET 2021-2022	ACTUAL AS OF JUNE 2022	PROPOSED 2022-2023
PERSONNEL SERVICES				
Salaries & Wages	6110	\$286,000	\$212,822	\$255,432
Overtime	6111	2,000	321	2,000
Longevity	6113	3,456	2,520	2,496
Extra Help	6115	10,000	8,832	0
Group Insurance	6121	46,126	33,397	55,360
TMRS	6124	21,000	17,206	18,864
Social Security	6126	22,000	16,841	19,885
Worker's Compensation	6128	2,593	2,189	2,664
Total		393,175	294,128	356,701
MATERIALS & SUPPLIES				
General Office Supplies	6210	6,600	4,366	6,600
Motor Vehicle Fuel	6222	3,000	3,273	5,000
Wearing Apparel	6231	800	0	800
Motor Vehicle Supplies	6258	400	114	400
Supplies/Minor Tools & Equipment	6265	3,270	4,414	800
Water Meter & Boxes	6275	80,000	36,187	80,000
Total		94,070	48,354	93,600
CONTRACTUAL SERVICES				
Telephone	6331	2,500	1,845	2,500
Postage & Freight	6332	26,000	22,386	28,000
Training & Travel	6333	1,500	0	3,000
Insurance-General	6341	5,200	5,735	6,325
Insurance Motor Equipment	6343	1,000	830	925

ANNUAL BUDGET

FUND: Water & Sewer **FISCAL YEAR: 2022-2023**
DEPARTMENT: Billing & Collections - 50-61-00

CATEGORY	CODE	BUDGET 2021-2022	ACTUAL AS OF JUNE 2022	PROPOSED 2022-2023
CONTRACTUAL SERVICES				
Vehicle & Equipment R & M	6355	1,500	3,071	1,500
Contractual Services	6393	61,800	58,748	92,000
Total		99,500	92,615	134,250
CAPITAL OUTLAY				
Miscellaneous Equipment	6744	6,530	6,111	0
Total		6,530	6,111	0
TOTALS		\$593,275	\$441,208	\$584,551

ANNUAL BUDGET

WASTEWATER TREATMENT

The Wastewater Treatment Department is responsible for the operation and maintenance of the City's wastewater treatment facility.

ANNUAL BUDGET

SUMMARY

Water & Sewer Fund Wastewater Treatment

	CATEGORY	BUDGET 2021-2022	ACTUAL AS OF JUNE 2022	PROPOSED 2022-2023
6100	Personnel Services	\$343,725	\$240,341	\$337,568
6200	Materials & Supplies	70,300	39,964	69,600
6300	Contractual Services	570,650	510,754	661,050
6700	Capital Outlay	10,000	208,821	10,000
	Total	<u>\$994,675</u>	<u>\$999,880</u>	<u>\$1,078,218</u>

Schedule of Personnel	Number of Pay Grade	Number of Positions
Treatment Plant Supervisor	115	1
Plant Operator	110	2
WWT Plant Facility Worker	104	1
Total		4

ANNUAL BUDGET

FUND: Water & Sewer **FISCAL YEAR: 2022-2023**
DEPARTMENT: Wastewater Treatment - 50-62-00

CATEGORY	CODE	BUDGET 2021-2022	ACTUAL AS OF JUNE 2022	PROPOSED 2022-2023
PERSONNEL SERVICES				
Salaries & Wages	6110	\$235,231	\$168,074	\$223,838
Overtime	6111	16,000	5,252	16,000
Longevity	6113	672	500	624
Certification Pay	6116	2,340	1,885	2,745
Group Insurance	6121	46,191	33,406	53,114
TMRS	6124	18,624	14,031	17,651
Social Security	6126	19,450	12,788	18,605
Worker's Compensation	6128	5,217	4,405	4,991
Total		343,725	240,341	337,568
MATERIALS & SUPPLIES				
General Office Supplies	6210	1,000	357	1,000
Motor Vehicle Fuel	6222	7,200	6,956	10,000
Wearing Apparel	6231	1,750	378	1,750
Foods	6236	100	0	100
Chemicals & Insecticides	6256	50,000	29,715	50,000
Motor Vehicle Supplies	6258	750	29	750
Supplies/Minor Tools & Equipment	6265	8,500	2,529	5,000
Safety Equipment	6274	1,000	0	1,000
Total		70,300	39,964	69,600
CONTRACTUAL SERVICES				
Permitting Fees	6323	32,000	33,147	32,000
Laboratory Testing	6324	56,000	37,306	56,000
Training & Travel	6333	1,500	1,190	1,500
Insurance-General	6341	183,150	182,750	201,050
Insurance Motor Equipment	6343	5,200	5,009	5,500
Electricity	6348	170,000	188,142	245,000

ANNUAL BUDGET

FUND: Water & Sewer **FISCAL YEAR: 2022-2023**
DEPARTMENT: Wastewater Treatment - 50-62-00

CATEGORY	CODE	BUDGET 2021-2022	ACTUAL AS OF JUNE 2022	PROPOSED 2022-2023
CONTRACTUAL SERVICES				
Natural Gas	6349	4,800	2,273	7,000
Fixed Plant & Equipment R & M	6351	70,000	32,855	60,000
Vehicle & Equipment R & M	6355	7,500	4,163	7,500
Rental Equipment	6366	1,000	0	1,000
Contractual Services	6393	7,000	3,000	7,000
Sludge Management	6399	32,500	20,919	37,500
Total		570,650	510,754	661,050
CAPITAL OUTLAY				
Plant Equipment	6740	10,000	0	10,000
Miscellaneous Equipment	6744	0	208,821	0
Total		10,000	208,821	10,000
TOTALS		\$994,675	\$999,880	\$1,078,218

ANNUAL BUDGET

WATER DISTRIBUTION/SEWER COLLECTION

The Water Distribution/Sewer Collection Department is responsible for the distribution of water produced by the water plant to approximately 7,000 metered accounts. This department is also responsible for the collection and delivery of wastewater to the City's wastewater treatment facility. In addition to installing new water and wastewater lines, this department is also responsible for maintaining the City's existing infrastructure.

ANNUAL BUDGET

SUMMARY

Water & Sewer Fund Water & Sewer Distribution

CATEGORY		BUDGET 2021-2022	ACTUAL AS OF JUNE 2022	PROPOSED 2022-2023
6100	Personnel Services	\$768,816	\$524,055	\$766,540
6200	Materials & Supplies	139,250	84,868	148,750
6300	Contractual Services	16,100	9,891	17,000
6700	Capital Outlay	<u>236,000</u>	<u>20,937</u>	<u>0</u>
	Total	<u>\$1,160,166</u>	<u>\$639,751</u>	<u>\$932,290</u>

Schedule of Personnel

	Number of Pay Grade	Number of Positions
Water Operations Supervisor	115	1
Heavy Equipment Operator	109	3
Maintenance Worker	106	5
Total		9

ANNUAL BUDGET

FUND: Water & Sewer **FISCAL YEAR: 2022-2023**
DEPARTMENT: Water & Sewer Distribution - 50-63-00

CATEGORY	CODE	BUDGET 2021-2022	ACTUAL AS OF JUNE 2022	PROPOSED 2022-2023
PERSONNEL SERVICES				
Salaries & Wages	6110	\$518,889	\$344,531	\$503,391
Overtime	6111	50,000	43,336	55,000
Longevity	6113	6,912	4,222	4,944
Certification Pay	6116	6,660	3,711	4,320
Group Insurance	6121	86,621	57,352	101,740
TMRS	6124	43,418	31,685	41,571
Social Security	6126	44,405	29,162	43,820
Worker's Compensation	6128	11,911	10,056	11,754
Total		768,816	524,055	766,540
MATERIALS & SUPPLIES				
Motor Vehicle Fuel	6222	12,500	10,214	17,000
Wearing Apparel	6231	3,750	164	3,750
Water & Sewer Mains	6247	105,000	65,363	110,000
Motor Vehicle Supplies	6258	8,000	5,156	8,000
Supplies/Minor Tools & Equipment	6265	8,000	3,808	8,000
Equipment Maint. & Repair	6270	1,000	0	1,000
Safety Equipment	6274	1,000	163	1,000
Total		139,250	84,868	148,750
CONTRACTUAL SERVICES				
Computer System	6315	450	400	450
Training & Travel	6333	3,000	1,931	3,000
Insurance-General	6341	750	763	850
Insurance Motor Equipment	6343	6,700	6,797	7,500
Vehicle & Equipment R & M	6355	4,000	0	4,000
Rental Equipment	6366	1,200	0	1,200
Total		16,100	9,891	17,000

ANNUAL BUDGET

FUND: Water & Sewer **FISCAL YEAR: 2022-2023**
DEPARTMENT: Water & Sewer Distribution - 50-63-00

CATEGORY	CODE	BUDGET 2021-2022	ACTUAL AS OF JUNE 2022	PROPOSED 2022-2023
CAPITAL OUTLAY				
Water Distribution Lines	6755	236,000	20,937	0
Total		236,000	20,937	0
TOTALS		<u><u>\$1,160,166</u></u>	<u><u>\$639,751</u></u>	<u><u>\$932,290</u></u>

ANNUAL BUDGET

OTHER REQUIREMENTS

This department includes expenditures necessary for debt service obligations and transfers to other funds.

ANNUAL BUDGET

SUMMARY

Water & Sewer Fund Other Requirements

	CATEGORY	BUDGET 2021-2022	ACTUAL AS OF JUNE 2022	PROPOSED 2022-2023
6100	Personnel Services	\$0	\$0	\$0
6200	Materials & Supplies	0	0	0
6300	Contractual Services	66,500	31,965	75,000
6700	Capital Outlay	0	0	0
6900	Interfund Transfers	<u>1,434,438</u>	<u>717,219</u>	<u>1,435,738</u>
	Total	<u><u>\$1,500,938</u></u>	<u><u>\$749,184</u></u>	<u><u>\$1,510,738</u></u>

Schedule of Personnel

**Number of
Pay Grade**

**Number of
Positions**

N/A

ANNUAL BUDGET

FUND: Water & Sewer **FISCAL YEAR: 2022-2023**
DEPARTMENT: Other Requirements - 50-90-00

CATEGORY	CODE	BUDGET 2021-2022	ACTUAL AS OF JUNE 2022	PROPOSED 2022-2023
CONTRACTUAL SERVICES				
Computer System	6315	\$10,000	\$23,365	\$10,000
Retiree Insurance/Benefits	6326	8,500	8,600	18,000
Retiree Accrued Compensation	6336	8,000	0	12,000
Contingency	6406	10,000	0	10,000
Vacation Buy Back	6409	20,000	0	20,000
Preventative Care Reimbursement	6411	10,000	0	5,000
Total		66,500	31,965	75,000
INTERFUND TRANSFERS				
Transfer to General Fund	6902	375,000	187,500	375,000
Transfer to Debt Service Fund	6905	964,438	482,219	965,738
Transfer to Equipment Replacement	6908	45,000	22,500	45,000
Transfer to SSES Project	6937	50,000	25,000	50,000
		1,434,438	717,219	1,435,738
TOTALS		\$1,500,938	\$749,184	\$1,510,738

ANNUAL BUDGET

This page left blank intentionally

CITY OF NEDERLAND

ANNUAL BUDGET

SSES PROJECT FUND

ANNUAL BUDGET

SSES PROJECT FUND

This department accounts for the funds used in the study and evaluation of the City's sanitary sewer system and subsequent expenses to repair the wastewater collection system.

ANNUAL BUDGET

SSES PROJECT FUND SCHEDULE OF REVENUES & APPROPRIATIONS BUDGET FISCAL YEAR 2022-2023

	Budget 2021-2022	Actual As of June 2022	Proposed 2022-2023
FUND BALANCE - October 1	\$593,823	\$593,823	\$593,823
REVENUES			
Interest Income	0	1,068	0
Transfers In	50,000	25,000	50,000
TOTAL REVENUES	<u>50,000</u>	<u>26,068</u>	<u>50,000</u>
EXPENDITURES			
Contractual Services	50,000	0	50,000
TOTAL EXPENDITURES	<u>50,000</u>	<u>0</u>	<u>50,000</u>
EXCESS (DEFICIT) OF REVENUES OVER EXPENDITURES	0	26,068	0
FUND BALANCE - Sept. 30	<u><u>\$593,823</u></u>	<u><u>\$619,891</u></u>	<u><u>\$593,823</u></u>

CITY OF NEDERLAND

ANNUAL BUDGET

SUMMARY

SSES Project Fund

	CATEGORY	BUDGET 2021-2022	ACTUAL AS OF JUNE 2022	PROPOSED 2022-2023
6100	Personnel Services	\$0	\$0	\$0
6200	Materials & Supplies	0	0	0
6300	Contractual Services	50,000	0	50,000
6700	Capital Outlay	<u>0</u>	<u>0</u>	<u>0</u>
	Total	<u><u>\$50,000</u></u>	<u><u>\$0</u></u>	<u><u>\$50,000</u></u>

Schedule of Personnel	Number of Pay Grade	Number of Positions
------------------------------	--------------------------------	--------------------------------

N/A

ANNUAL BUDGET

SOLID WASTE FUND

CITY OF NEDERLAND

ANNUAL BUDGET

SOLID WASTE FUND SCHEDULE OF REVENUES & APPROPRIATIONS BUDGET FISCAL YEAR 2022-2023

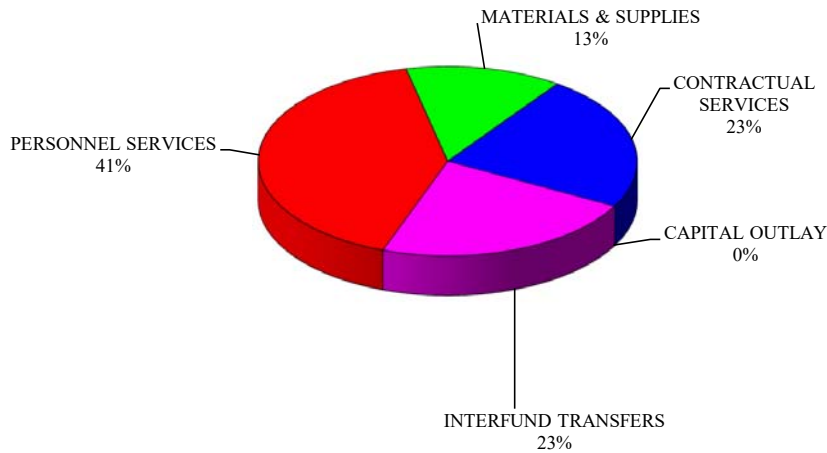
	Budget 2021-2022	Actual As Of June 2022	Proposed 2022-2023
REVENUES			
Solid Waste Service	\$1,674,628	\$1,206,866	\$1,755,000
Garbage Bags	6,750	4,162	6,000
Federal Emergency Mangement Funds	0	(86,116)	0
Interest Income	2,500	5,082	3,060
Miscellaneous Income	1,000	370	1,000
TOTAL REVENUES	1,684,878	1,130,364	1,765,060
EXPENSES			
Personnel Services	707,638	498,400	721,970
Materials & Supplies	209,050	173,618	235,800
Contractual Services	368,190	277,147	407,290
Transfers Out	400,000	200,000	400,000
	1,684,878	1,149,165	1,765,060
EXCESS (DEFICIT) REVENUES OVER EXPENSES	\$0	(\$18,801)	\$0

CITY OF NEDERLAND

ANNUAL BUDGET

SOLID WASTE FUND SUMMARY OF EXPENDITURES FISCAL YEAR 2022-2023

DEPARTMENT	PERSONNEL SERVICES	MATERIALS & SUPPLIES	CONTRACTUAL SERVICES	CAPITAL OUTLAY	INTERFUND TRANSFERS	TOTAL
Solid Waste	\$721,970	\$235,800	\$393,290	\$0	\$0	\$1,351,060
Other Requirements	0	0	14,000	0	400,000	414,000
	\$721,970	\$235,800	\$407,290	\$0	\$400,000	\$1,765,060



ANNUAL BUDGET

SOLID WASTE

The Solid Waste Department is responsible for refuse within the city limits of Nederland. The department has four residential garbage routes servicing approximately 6,600 residences and small businesses. Additionally, the Solid Waste Department collects and disposes of trash materials at the landfill while also collecting and transporting yard waste to the green waste facility operated at the former City landfill by the Mid County Municipal League (MCML).

ANNUAL BUDGET

SUMMARY

Solid Waste Fund
Solid Waste

CATEGORY	BUDGET 2021-2022	ACTUAL AS OF JUNE 2022	PROPOSED 2022-2023
6100 Personnel Services	\$707,638	\$498,400	\$721,970
6200 Materials & Supplies	209,050	173,618	235,800
6300 Contractual Services	352,190	268,547	393,290
6700 Capital Outlay	0	0	0
Total	\$1,268,878	\$940,565	\$1,351,060

Schedule of Personnel	Number of Pay Grade	Number of Positions
Solid Waste/Animal Control Supervisor	115	1
Equipment Mechanic	109	1
Sanitation Driver	106	7
Total		9

ANNUAL BUDGET

FUND: Solid Waste **FISCAL YEAR: 2022-2023**
DEPARTMENT: Solid Waste - 52-33-00

CATEGORY	CODE	BUDGET 2021-2022	ACTUAL AS OF JUNE 2022	PROPOSED 2022-2023
PERSONNEL SERVICES				
Salaries & Wages	6110	\$496,617	\$338,680	\$501,053
Overtime	6111	18,000	17,207	18,000
Longevity	6113	4,992	2,946	3,792
Group Insurance	6121	93,682	71,653	105,295
TMRS	6124	38,867	28,788	38,000
Social Security	6126	39,750	25,846	40,000
Worker's Compensation	6128	15,730	13,280	15,830
Total		707,638	498,400	721,970
MATERIALS & SUPPLIES				
Miscellaneous Supplies	6220	4,300	3,360	4,300
Motor Vehicle Fuel	6222	72,000	72,130	90,000
Wearing Apparel	6231	2,750	966	2,750
Garbage Bags	6242	5,000	5,058	5,750
Motor Vehicle Supplies	6258	85,000	54,519	85,000
Garbage Containers	6264	35,000	34,960	42,000
Supplies/Minor Tools & Equipment	6265	5,000	2,625	6,000
Total		209,050	173,618	235,800
CONTRACTUAL SERVICES				
Training & Travel	6333	790	197	790
Insurance-General	6341	1,500	1,392	1,500
Insurance Motor Equipment	6343	29,900	28,984	32,000
Fixed Plant & Equipment R & M	6351	3,000	3,019	4,000
Vehicle & Equipment R & M	6355	35,000	31,870	45,000

ANNUAL BUDGET

FUND: Solid Waste **FISCAL YEAR: 2022-2023**
DEPARTMENT: Solid Waste - 52-33-00

CATEGORY	CODE	BUDGET 2021-2022	ACTUAL AS OF JUNE 2022	PROPOSED 2022-2023
CONTRACTUAL SERVICES				
Waste Disposal	6390	250,000	195,395	275,000
Contractual Services	6393	10,000	7,690	13,000
Green Waste Disposal	6397	22,000	0	22,000
Total		352,190	268,547	393,290
TOTALS		\$1,268,878	\$940,565	\$1,351,060

ANNUAL BUDGET

OTHER REQUIREMENTS

This department includes contingency amounts and transfers to other funds.

ANNUAL BUDGET

SUMMARY

Solid Waste Other Requirements

CATEGORY		BUDGET 2021-2022	ACTUAL AS OF JUNE 2022	PROPOSED 2022-2023
6100	Personnel Services	\$0	\$0	\$0
6200	Materials & Supplies	0	0	0
6300	Contractual Services	16,000	8,600	14,000
6700	Capital Outlay	0	0	0
6900	Interfund Transfers	<u>400,000</u>	<u>200,000</u>	<u>400,000</u>
	Total	<u><u>\$416,000</u></u>	<u><u>\$208,600</u></u>	<u><u>\$414,000</u></u>

Schedule of Personnel

Number of
Pay Grade

Number of
Positions

N/A

ANNUAL BUDGET

FUND: Solid Waste **FISCAL YEAR: 2022-2023**
DEPARTMENT: Other Requirements - 52-90-00

CATEGORY	CODE	BUDGET 2021-2022	ACTUAL AS OF JUNE 2022	PROPOSED 2022-2023
CONTRACTUAL SERVICES				
Computer System	6315	\$1,000	\$0	\$1,000
Retiree Insurance/Benefits	6326	0	8,600	0
Contingency	6406	10,000	0	8,000
Vacation Buy Back	6409	800	0	800
Preventative Care Reimbursement	6411	4,200	0	4,200
Total		16,000	8,600	14,000
INTERFUND TRANSFERS				
Transfer to General Fund	6902	100,000	50,000	100,000
Transfer to Equipment Replacement	6908	300,000	150,000	300,000
Total		400,000	200,000	400,000
		\$416,000	\$208,600	\$414,000

ANNUAL BUDGET

This page left blank intentionally

CITY OF NEDERLAND

ANNUAL BUDGET

**EQUIPMENT REPLACEMENT
FUNDS**

ANNUAL BUDGET

EQUIPMENT REPLACEMENT FUNDS

The Equipment Replacement Funds are established as a mechanism for providing funding for the purchase of vehicles and heavy equipment. Monies are provided by yearly transfers into these funds from the General Fund, Water & Sewer Fund, and Solid Waste Fund.

ANNUAL BUDGET

EQUIPMENT REPLACEMENT FUND - GENERAL SCHEDULE OF REVENUES & APPROPRIATIONS BUDGET FISCAL YEAR 2022-2023

	Budget 2021-2022	Actual As Of June 2022	Proposed 2022-2023
FUND BALANCE - October 1	\$2,361,851	\$2,361,851	\$2,260,251
REVENUES			
Interest Income	0	1,278	0
Miscellaneous Income	30,125	30,125	0
Transfer In	175,000	87,500	175,000
TOTAL REVENUES	<u>205,125</u>	<u>118,903</u>	<u>175,000</u>
EXPENDITURES			
Capital Outlay	306,725	1,734,493	188,000
TOTAL EXPENDITURES	<u>306,725</u>	<u>1,734,493</u>	<u>188,000</u>
EXCESS (DEFICIT) OF REVENUES OVER EXPENDITURES	(101,600)	(1,615,590)	(13,000)
FUND BALANCE - Sept. 30	<u><u>\$2,260,251</u></u>	<u><u>\$746,261</u></u>	<u><u>\$2,247,251</u></u>

CITY OF NEDERLAND

ANNUAL BUDGET

SUMMARY

Equipment Replacement Fund - General

CATEGORY		BUDGET 2021-2022	ACTUAL AS OF JUNE 2022	PROPOSED 2022-2023
6100	Personnel Services	\$0	\$0	\$0
6200	Materials & Supplies	0	0	0
6300	Contractual Services	0	0	0
6700	Capital Outlay	306,725	1,734,493	188,000
6900	Interfund Transfers	0	0	0
	Total	<u>\$306,725</u>	<u>\$1,734,493</u>	<u>\$188,000</u>

Schedule of Personnel	Number of Positions	Number of Pay Grade	Number of Positions
-----------------------	------------------------	------------------------	------------------------

N/A

ANNUAL BUDGET

FUND: Equip. Replacement-Gen. **FISCAL YEAR:** 2022-2023
DEPARTMENT: Equipment Replacement -34-00-00

CATEGORY	CODE	BUDGET 2021-2022	ACTUAL AS OF JUNE 2022	PROPOSED 2022-2023
CAPITAL OUTLAY				
Motor Vehicles	6742	\$126,725	\$1,561,007	\$155,535
Miscellaneous Equipment	6744	180,000	173,486	32,465
Total		306,725	1,734,493	188,000
TOTALS		<u>\$306,725</u>	<u>\$1,734,493</u>	<u>\$188,000</u>

CITY OF NEDERLAND

ANNUAL BUDGET

EQUIPMENT REPLACEMENT FUND - WATER & SEWER SCHEDULE OF REVENUES & APPROPRIATIONS BUDGET FISCAL YEAR 2022-2023

	Budget 2021-2022	Actual As Of June 2022	Proposed 2022-2023
FUND BALANCE - October 1	\$307,148	\$307,148	\$352,148
REVENUES			
Interest Income	0	515	0
Transfer In	45,000	22,500	45,000
TOTAL REVENUES	<u>45,000</u>	<u>23,015</u>	<u>45,000</u>
EXPENDITURES			
Capital Outlay	0	0	13,000
TOTAL EXPENDITURES	<u>0</u>	<u>0</u>	<u>13,000</u>
EXCESS (DEFICIT) OF REVENUES OVER EXPENDITURES	45,000	23,015	32,000
FUND BALANCE - Sept. 30	<u><u>\$352,148</u></u>	<u><u>\$330,163</u></u>	<u><u>\$384,148</u></u>

CITY OF NEDERLAND

ANNUAL BUDGET

SUMMARY

Equipment Replacement Fund - W & S

CATEGORY	BUDGET 2021-2022	ACTUAL AS OF JUNE 2022	PROPOSED 2022-2023
6100 Personnel Services	\$0	\$0	\$0
6200 Materials & Supplies	0	0	0
6300 Contractual Services	0	0	0
6700 Capital Outlay	0	0	13,000
6900 Interfund Transfers	0	0	0
Total	<u>\$0</u>	<u>\$0</u>	<u>\$13,000</u>

Schedule of Personnel	Number of Pay Grade	Number of Positions
N/A		

ANNUAL BUDGET

FUND: Equip. Replacement-W&S **FISCAL YEAR:** 2022-2023
DEPARTMENT: Equipment Replacement -36-00-00

CATEGORY	CODE	BUDGET 2021-2022	ACTUAL AS OF JUNE 2022	PROPOSED 2022-2023
CAPITAL OUTLAY				
Miscellaneous Equipment	6744	\$0	\$0	\$13,000
Total		0	0	13,000
TOTALS		\$0	\$0	\$13,000

CITY OF NEDERLAND

ANNUAL BUDGET

EQUIPMENT REPLACEMENT FUND - SOLID WASTE SCHEDULE OF REVENUES & APPROPRIATIONS BUDGET FISCAL YEAR 2022-2023

	Budget 2021-2022	Actual As Of June 2022	Proposed 2022-2023
FUND BALANCE - October 1	\$934,560	\$934,560	\$864,560
REVENUES			
Interest Income	0	1,618	0
Transfer In	300,000	150,000	300,000
TOTAL REVENUES	<u>300,000</u>	<u>151,618</u>	<u>300,000</u>
EXPENDITURES			
Capital Outlay	370,000	364,926	402,000
TOTAL EXPENDITURES	<u>370,000</u>	<u>364,926</u>	<u>402,000</u>
EXCESS (DEFICIT) OF REVENUES OVER EXPENDITURES	(70,000)	(213,308)	(102,000)
FUND BALANCE - Sept. 30	<u><u>\$864,560</u></u>	<u><u>\$721,252</u></u>	<u><u>\$762,560</u></u>

CITY OF NEDERLAND

ANNUAL BUDGET

SUMMARY

Equipment Replacement Fund - Solid Waste

CATEGORY	BUDGET 2021-2022	ACTUAL AS OF JUNE 2022	PROPOSED 2022-2023
6100 Personnel Services	\$0	\$0	\$0
6200 Materials & Supplies	0	0	0
6300 Contractual Services	0	0	0
6700 Capital Outlay	<u>370,000</u>	<u>364,926</u>	<u>402,000</u>
Total	<u><u>\$370,000</u></u>	<u><u>\$364,926</u></u>	<u><u>\$402,000</u></u>

Schedule of Personnel	Number of Pay Grade	Number of Positions
N/A		

ANNUAL BUDGET

FUND: Equip. Rep. - Solid Waste **FISCAL YEAR:** 2022-2023
DEPARTMENT: Equipment Replacement -35-00-00

CATEGORY	CODE	BUDGET 2021-2022	ACTUAL AS OF JUNE 2022	PROPOSED 2022-2023
CAPITAL OUTLAY				
Motor Vehicles	6742	\$370,000	\$364,926	\$402,000
Total		370,000	364,926	402,000
TOTALS		<u>\$370,000</u>	<u>\$364,926</u>	<u>\$402,000</u>

ANNUAL BUDGET

SPECIAL FUNDS

ANNUAL BUDGET

POLICE NARCOTICS FUND

ANNUAL BUDGET

POLICE NARCOTICS FUND

The Police Narcotics Fund allocates money, via fines and forfeitures, to the Police Department to strengthen the fight against drugs predicated on pro-active police work.

ANNUAL BUDGET

POLICE NARCOTICS FUND SCHEDULE OF REVENUES & APPROPRIATIONS BUDGET FISCAL YEAR 2022-2023

	Budget 2021-2022	Actual As Of June 2022	Proposed 2022-2023
FUND BALANCE - October 1	\$88,410	\$88,410	\$88,410
REVENUES			
State Grant Revenue	0	1,708	0
Forfeitures - Chap. 59	35,000	4,833	29,000
Forfeitures - Federal	400	0	0
Interest Income	0	164	0
Miscellaneous Revenue	0	2,500	750
TOTAL REVENUES	<u>35,400</u>	<u>9,205</u>	<u>29,750</u>
EXPENDITURES			
Personnel Services	4,000	3,529	4,000
Materials & Supplies	12,400	0	6,750
Contractual Services	9,000	3,988	9,000
Interfund Transfers	10,000	5,000	10,000
TOTAL EXPENDITURES	<u>35,400</u>	<u>12,517</u>	<u>29,750</u>
EXCESS (DEFICIT) OF REVENUES OVER EXPENDITURES			
	0	(3,312)	0
FUND BALANCE - Sept. 30	<u>\$88,410</u>	<u>\$85,098</u>	<u>\$88,410</u>

CITY OF NEDERLAND

ANNUAL BUDGET

SUMMARY

Police Narcotics Fund Police

	CATEGORY	BUDGET 2021-2022	ACTUAL AS OF JUNE 2022	PROPOSED 2022-2023
6100	Personnel Services	\$4,000	\$3,529	\$4,000
6200	Materials & Supplies	12,400	0	6,750
6300	Contractual Services	9,000	3,988	9,000
6700	Capital Outlay	0	0	0
6900	Interfund Transfers	<u>10,000</u>	<u>5,000</u>	<u>10,000</u>
	Total	<u>\$35,400</u>	<u>\$12,517</u>	<u>\$29,750</u>

Schedule of Personnel

**Number of
Pay Grade**

**Number of
Positions**

N/A

ANNUAL BUDGET

FUND: Police Narcotics Fund **FISCAL YEAR: 2022-2023**
DEPARTMENT: Police Narcotics - 20-21-00

CATEGORY	CODE	BUDGET 2021-2022	ACTUAL AS OF JUNE 2022	PROPOSED 2022-2023
PERSONNEL SERVICES				
Cell Phone Allowance	6112	\$4,000	\$3,529	\$4,000
Total		4,000	3,529	4,000
MATERIALS & SUPPLIES				
Miscellaneous Supplies	6220	6,650	0	1,000
Safety Equipment	6274	5,750	0	5,750
Total		12,400	0	6,750
CONTRACTUAL SERVICES				
Telephone	6331	3,000	677	3,000
Training & Travel	6333	5,000	792	5,000
Vehicle & Equipment R & M	6355	1,000	0	1,000
Contractual Services	6393	0	2,519	0
Total		9,000	3,988	9,000
INTERFUND TRANSFERS				
Transfer to General Fund	6902	10,000	5,000	10,000
Total		10,000	5,000	10,000
TOTALS		\$35,400	\$12,517	\$29,750

CITY OF NEDERLAND

ANNUAL BUDGET

LIBRARY SPECIAL FUND

ANNUAL BUDGET

LIBRARY SPECIAL FUND

The Library Special Fund allows individuals and/or organizations to contribute or donate funds for special Library projects. Organizations such as The Friends of the Library are instrumental in the success of the Library's overall goal of service.

ANNUAL BUDGET

LIBRARY SPECIAL FUND SCHEDULE OF REVENUES & APPROPRIATIONS BUDGET FISCAL YEAR 2022-2023

	Budget 2021-2022	Actual As Of June 2022	Proposed 2022-2023
FUND BALANCE - October 1	\$24,002	\$24,002	\$24,002
REVENUES			
Hebert Grant Funds	65,000	64,200	64,200
Friends of the Library Donations	1,500	11,543	0
Memorials & Contributions	700	1,140	0
Interest Income	300	96	0
Miscellaneous Revenue	4,000	353	27,000
TOTAL REVENUES	71,500	77,332	91,200
EXPENDITURES			
Materials & Supplies	78,800	17,618	55,200
Contractual Services	24,000	4,100	12,000
Capital Outlay	0	0	24,000
TOTAL EXPENDITURES	102,800	21,718	91,200
EXCESS (DEFICIT) OF REVENUES OVER EXPENDITURES	(31,300)	55,614	0
FUND BALANCE - SEPTEMBER 30	(\$7,298)	\$79,616	\$24,002

CITY OF NEDERLAND

ANNUAL BUDGET

SUMMARY

Library Special Fund Library

	CATEGORY	BUDGET 2021-2022	ACTUAL AS OF JUNE 2022	PROPOSED 2022-2023
6100	Personnel Services	\$0	\$0	\$0
6200	Materials & Supplies	15,100	1,539	15,000
6300	Contractual Services	6,000	0	6,000
6700	Capital Outlay	0	0	0
	Total	<u>\$21,100</u>	<u>\$1,539</u>	<u>\$21,000</u>

Schedule of Personnel	Number of Pay Grade	Number of Positions
-----------------------	------------------------	------------------------

N/A

ANNUAL BUDGET

FUND: Library Special Fund **FISCAL YEAR:** 2022-2023
DEPARTMENT: Library - 21-55-00

CATEGORY	CODE	BUDGET 2021-2022	ACTUAL AS OF JUNE 2022	PROPOSED 2022-2023
MATERIALS & SUPPLIES				
Books & Publications	6212	\$8,000	\$1,539	\$8,000
Miscellaneous Supplies	6220	1,100	0	1,000
Special Program Supplies	6243	4,000	0	4,000
Supplies/Minor Tools & Equipment	6265	2,000	0	2,000
Total		15,100	1,539	15,000
CONTRACTUAL SERVICES				
Contractual Services	6393	6,000	0	6,000
Total		6,000	0	6,000
TOTALS		<u>\$21,100</u>	<u>\$1,539</u>	<u>\$21,000</u>

ANNUAL BUDGET

SUMMARY

Library Special Fund Hebert Grant

	CATEGORY	BUDGET 2021-2022	ACTUAL AS OF JUNE 2022	PROPOSED 2022-2023
6100	Personnel Services	\$0	\$0	\$0
6200	Materials & Supplies	63,700	16,079	34,200
6300	Contractual Services	18,000	4,100	6,000
6700	Capital Outlay	0	0	24,000
	Total	\$81,700	\$20,179	\$64,200

Schedule of Personnel	Number of Pay Grade	Number of Positions
-----------------------	------------------------	------------------------

N/A

ANNUAL BUDGET

FUND: Library Special Fund **FISCAL YEAR:** 2022-2023
DEPARTMENT: Hebert Grant - 21-55-01

CATEGORY	CODE	BUDGET 2021-2022	ACTUAL AS OF JUNE 2022	PROPOSED 2022-2023
MATERIALS & SUPPLIES				
Books & Publications	6212	\$36,000	\$12,156	\$25,000
Special Program Supplies	6243	6,500	287	5,000
Supplies/Minor Tools & Equipment	6265	21,200	3,636	4,200
Total		63,700	16,079	34,200
CONTRACTUAL SERVICES				
Contractual Services	6393	16,000	3,840	4,000
Special Programs	6400	2,000	260	2,000
Total		18,000	4,100	6,000
CAPITAL OUTLAY				
Furniture, Fixtures, Office Equip.	6743	0	0	24,000
Total		0	0	24,000
TOTALS		\$81,700	\$20,179	\$64,200

CITY OF NEDERLAND

ANNUAL BUDGET

SUMMARY

Library Special Fund State Grant Funds

	CATEGORY	BUDGET 2021-2022	ACTUAL AS OF JUNE 2022	PROPOSED 2022-2023
6100	Personnel Services	\$0	\$0	\$0
6200	Materials & Supplies	0	0	6,000
6300	Contractual Services	0	0	0
6700	Capital Outlay	<u>0</u>	<u>0</u>	<u>0</u>
	Total	<u><u>\$0</u></u>	<u><u>\$0</u></u>	<u><u>\$6,000</u></u>

Schedule of Personnel

**Number of
Pay Grade**

**Number of
Positions**

N/A

CITY OF NEDERLAND

ANNUAL BUDGET

FUND:

Library Special Fund

FISCAL YEAR: 2022-2023

DEPARTMENT:

State Grant Funds - 21-55-03

CATEGORY	CODE	BUDGET 2021-2022	ACTUAL AS OF JUNE 2022	PROPOSED 2022-2023
MATERIALS & SUPPLIES				
Books & Publications	6212	\$0	\$0	\$1,000
Supplies/Minor Tools & Equipment	6265	0	0	5,000
Total		0	0	6,000
TOTALS		\$0	\$0	\$6,000

CITY OF NEDERLAND

ANNUAL BUDGET

COURT TECHNOLOGY FUND

ANNUAL BUDGET

COURT TECHNOLOGY FUND

The Court Technology Fund allocates money, via fines, to finance the purchase of technological enhancements for municipal court.

ANNUAL BUDGET

Court Technology Fund SCHEDULE OF REVENUES & APPROPRIATIONS BUDGET FISCAL YEAR 2022-2023

	Budget 2021-2022	Actual As Of June 2022	Proposed 2022-2023
FUND BALANCE - October 1	\$7,258	\$7,258	\$7,258
REVENUES			
Court Technology Revenue	6,000	4,679	6,000
TOTAL REVENUES	<u>6,000</u>	<u>4,679</u>	<u>6,000</u>
EXPENDITURES			
Contractual Services	6,000	8,021	6,000
TOTAL EXPENDITURES	<u>6,000</u>	<u>8,021</u>	<u>6,000</u>
EXCESS (DEFICIT) OF REVENUES OVER EXPENDITURES	0	(3,342)	0
FUND BALANCE - Sept. 30	<u>\$7,258</u>	<u>\$3,916</u>	<u>\$7,258</u>

CITY OF NEDERLAND

ANNUAL BUDGET

SUMMARY

Court Technology Fund

	CATEGORY	BUDGET 2021-2022	ACTUAL AS OF JUNE 2022	PROPOSED 2022-2023
6100	Personnel Services	\$0	\$0	\$0
6200	Materials & Supplies	0	0	0
6300	Contractual Services	6,000	8,021	6,000
6700	Capital Outlay	<u>0</u>	<u>0</u>	<u>0</u>
	Total	<u><u>\$6,000</u></u>	<u><u>\$8,021</u></u>	<u><u>\$6,000</u></u>

Schedule of Personnel

**Number of
Pay Grade**

**Number of
Positions**

N/A

CITY OF NEDERLAND

ANNUAL BUDGET

FUND: Court Technology **FISCAL YEAR:** 2022-2023
DEPARTMENT: Court Technology -22-00-00

CATEGORY	CODE	BUDGET 2021-2022	ACTUAL AS OF JUNE 2022	PROPOSED 2022-2023
CONTRACTUAL SERVICES				
Computer System	6315	\$6,000	\$8,021	\$6,000
Total		6,000	8,021	6,000
TOTALS		\$6,000	\$8,021	\$6,000

CITY OF NEDERLAND

ANNUAL BUDGET

HOTEL/MOTEL FUND

ANNUAL BUDGET

HOTEL/MOTEL FUND

The Hotel/Motel Fund is used to appropriate restricted revenues associated with Hotel Occupancy Taxes. Payment of these funds is restricted to promotion of the City.

ANNUAL BUDGET

HOTEL/MOTEL FUND SCHEDULE OF REVENUES & APPROPRIATIONS BUDGET FISCAL YEAR 2022-2023

	Budget 2021-2022	Actual As Of June 2022	Proposed 2022-2023
FUND BALANCE - October 1	\$97,063	\$97,063	\$67,063
REVENUES			
Hotel Occupancy Taxes	100,000	78,588	90,000
TOTAL REVENUES	<u>100,000</u>	<u>78,588</u>	<u>90,000</u>
EXPENDITURES			
Contractual Services	105,000	76,959	82,500
Capital Outlay	25,000	0	52,000
TOTAL EXPENDITURES	<u>130,000</u>	<u>76,959</u>	<u>134,500</u>
EXCESS (DEFICIT) OF REVENUES OVER EXPENDITURES	(30,000)	1,629	(44,500)
FUND BALANCE - Sept. 30	<u><u>\$67,063</u></u>	<u><u>\$98,692</u></u>	<u><u>\$22,563</u></u>

CITY OF NEDERLAND

ANNUAL BUDGET

SUMMARY

Hotel/Motel Fund

	CATEGORY	BUDGET 2021-2022	ACTUAL AS OF JUNE 2022	PROPOSED 2022-2023
6100	Personnel Services	\$0	\$0	\$0
6200	Materials & Supplies	0	0	0
6300	Contractual Services	105,000	76,959	82,500
6700	Capital Outlay	<u>25,000</u>	<u>0</u>	<u>52,000</u>
	Total	<u><u>\$130,000</u></u>	<u><u>\$76,959</u></u>	<u><u>\$134,500</u></u>

Schedule of Personnel

**Number of
Pay Grade**

**Number of
Positions**

N/A

ANNUAL BUDGET

FUND: Hotel/Motel Fund **FISCAL YEAR: 2022-2023**
DEPARTMENT: Hotel/Motel -23-00-00

CATEGORY	CODE	BUDGET 2021-2022	ACTUAL AS OF JUNE 2022	PROPOSED 2022-2023
CONTRACTUAL SERVICES				
Telephone	6331	\$800	\$600	\$0
Insurance-General	6341	2,800	3,174	3,500
Electricity	6348	7,000	4,518	7,000
Payment to Chamber & Historical Soc.	6389	85,000	64,734	72,000
Contractual Services	6393	9,400	3,933	0
Total		105,000	76,959	82,500
CAPITAL OUTLAY				
Bldgs, Fixtures & Grounds	6720	25,000	0	52,000
Total		25,000	0	52,000
TOTALS		\$130,000	\$76,959	\$134,500

ANNUAL BUDGET

**FIRE DEPARTMENT SPECIAL
FUND**

ANNUAL BUDGET

FIRE DEPARTMENT SPECIAL FUND

Accounts for donations to the Fire Department for special projects, rescue team equipment and training, as well as public safety grants.

ANNUAL BUDGET

FIRE DEPARTMENT SPECIAL FUND SCHEDULE OF REVENUES & APPROPRIATIONS BUDGET FISCAL YEAR 2022-2023

	Budget 2021-2022	Actual As Of June 2022	Proposed 2022-2023
FUND BALANCE - October 1	\$75,361	\$75,361	\$75,361
REVENUES			
State Grant Funds	0	598	0
Rescue Team Donations	10,000	12,500	10,000
Donations	15,000	17,500	15,000
TOTAL REVENUES	<u>25,000</u>	<u>30,598</u>	<u>25,000</u>
EXPENDITURES			
Materials & Supplies	13,000	38,011	13,000
Contractual Services	12,000	7,229	12,000
Capital Outlay	0	0	0
TOTAL EXPENDITURES	<u>25,000</u>	<u>45,240</u>	<u>25,000</u>
EXCESS (DEFICIT) OF REVENUES OVER EXPENDITURES	0	(14,642)	0
FUND BALANCE - SEPTEMBER 30	<u>\$75,361</u>	<u>\$60,719</u>	<u>\$75,361</u>

CITY OF NEDERLAND

ANNUAL BUDGET

SUMMARY

**Fire Dept. Special Fund
Fire**

	CATEGORY	BUDGET 2021-2022	ACTUAL AS OF JUNE 2022	PROPOSED 2022-2023
6100	Personnel Services	\$0	\$0	\$0
6200	Materials & Supplies	5,000	19,971	5,000
6300	Contractual Services	0	0	0
6700	Capital Outlay	0	0	0
	Total	\$5,000	\$19,971	\$5,000

Schedule of Personnel	Number of Pay Grade	Number of Positions
N/A		

ANNUAL BUDGET

FUND: Fire Dept. Special Fund **FISCAL YEAR:** 2022-2023
DEPARTMENT: Fire - 24-22-00

CATEGORY	CODE	BUDGET 2021-2022	ACTUAL AS OF JUNE 2022	PROPOSED 2022-2023
MATERIALS & SUPPLIES				
Supplies/Minor Tools & Equipment	6265	\$5,000	\$19,971	\$5,000
Total		5,000	19,971	5,000
TOTALS		<u><u>\$5,000</u></u>	<u><u>\$19,971</u></u>	<u><u>\$5,000</u></u>

CITY OF NEDERLAND

ANNUAL BUDGET

SUMMARY

**Fire Dept. Special Fund
Fire - TCLEOSE**

	CATEGORY	BUDGET 2021-2022	ACTUAL AS OF JUNE 2022	PROPOSED 2022-2023
6100	Personnel Services	\$0	\$0	\$0
6200	Materials & Supplies	0	0	0
6300	Contractual Services	5,000	829	5,000
6700	Capital Outlay	0	0	0
	Total	\$5,000	\$829	\$5,000

Schedule of Personnel	Number of Pay Grade	Number of Positions
N/A		

ANNUAL BUDGET

FUND: Fire Dept. Special Fund **FISCAL YEAR:** 2022-2023
DEPARTMENT: Fire - TCLEOSE 24-22-05

CATEGORY	CODE	BUDGET 2021-2022	ACTUAL AS OF JUNE 2022	PROPOSED 2022-2023
CONTRACTUAL SERVICES				
Training & Travel	6333	\$5,000	\$829	\$5,000
Total		5,000	829	5,000
TOTALS		<u>\$5,000</u>	<u>\$829</u>	<u>\$5,000</u>

CITY OF NEDERLAND

ANNUAL BUDGET

SUMMARY

**Fire Dept. Special Fund
Fire - Rescue Team**

	CATEGORY	BUDGET 2021-2022	ACTUAL AS OF JUNE 2022	PROPOSED 2022-2023
6100	Personnel Services	\$0	\$0	\$0
6200	Materials & Supplies	8,000	18,040	8,000
6300	Contractual Services	7,000	6,400	7,000
6700	Capital Outlay	0	0	0
	Total	\$15,000	\$24,440	\$15,000

Schedule of Personnel	Number of Pay Grade	Number of Positions
-----------------------	------------------------	------------------------

N/A

ANNUAL BUDGET

**PARKS & RECREATION
SPECIAL FUND**

CITY OF NEDERLAND

ANNUAL BUDGET

PARKS & RECREATION SPECIAL FUND

Parks & Recreation Special Fund was established to account for monies restricted for parks and recreation facilities. Funding is provided by donations and special tournaments.

ANNUAL BUDGET

PARKS & RECREATION SPECIAL FUND SCHEDULE OF REVENUES & APPROPRIATIONS BUDGET FISCAL YEAR 2022-2023

	Budget 2021-2022	Actual As Of June 2022	Proposed 2022-2023
FUND BALANCE - October 1	\$462,486	\$462,486	\$317,486
REVENUES			
Pool & Recreation Bldg. Fees	0	5	0
Donations - 4th of July	5,000	24,274	25,000
Donations - Christmas on the Ave.	5,000	1,450	5,000
Transfer In	915,000	457,500	100,000
TOTAL REVENUES	925,000	483,229	130,000
EXPENDITURES			
Materials & Supplies	10,000	2,017	5,000
Contractual Services	25,000	45,623	39,000
Capital Outlay	1,035,000	266,601	86,000
TOTAL EXPENDITURES	1,070,000	314,241	130,000
EXCESS (DEFICIT) OF REVENUES OVER EXPENDITURES	(145,000)	168,988	0
FUND BALANCE - Sept. 30	\$317,486	\$631,474	\$317,486

CITY OF NEDERLAND

ANNUAL BUDGET

SUMMARY

Parks & Recreation Special Fund Parks & Recreation

	CATEGORY	BUDGET 2021-2022	ACTUAL AS OF JUNE 2022	PROPOSED 2022-2023
6100	Personnel Services	\$0	\$0	\$0
6200	Materials & Supplies	0	0	0
6300	Contractual Services	0	0	0
6700	Capital Outlay	945,000	264,097	61,000
	Total	\$945,000	\$264,097	\$61,000

Schedule of Personnel	Number of	Number of Pay Grade	Number of Positions
N/A			

ANNUAL BUDGET

DEPARTMENT:	Parks & Recr. Special Fd.	FISCAL YEAR: 2022-2023		
	Parks & Recr.-25-00-00			
CATEGORY	CODE	BUDGET 2021-2022	ACTUAL AS OF JUNE 2022	PROPOSED 2022-2023
CAPITAL OUTLAY				
Bldgs, Fixtures & Grounds	6720	945,000	264,097	61,000
Total		945,000	264,097	61,000
TOTALS		<u>\$945,000</u>	<u>\$264,097</u>	<u>\$61,000</u>

ANNUAL BUDGET

SUMMARY

Parks & Recreation Special Fund Christmas Activities

	CATEGORY	BUDGET 2021-2022	ACTUAL AS OF JUNE 2022	PROPOSED 2022-2023
6100	Personnel Services	\$0	\$0	\$0
6200	Materials & Supplies	5,000	2,017	5,000
6300	Contractual Services	5,000	6,859	4,000
6700	Capital Outlay	<u>0</u>	<u>0</u>	<u>0</u>
	Total	<u>\$10,000</u>	<u>\$8,876</u>	<u>\$9,000</u>

Schedule of Personnel	Number of	Number of	Number of
		Pay Grade	Positions
N/A			

ANNUAL BUDGET

DEPARTMENT:		Parks & Recr. Special Fd.	FISCAL YEAR: 2022-2023		
		Christmas Activities 25-51-02			
CATEGORY	CODE	BUDGET 2021-2022	ACTUAL AS OF JUNE 2022	PROPOSED 2022-2023	
MATERIALS & SUPPLIES					
Supplies/Minor Tools & Equipment	6265	\$5,000	\$2,017	\$5,000	
Total		5,000	2,017	5,000	
CONTRACTUAL SERVICES					
Advertising/Publication	6337	0	25	0	
Contractual Services	6393	5,000	6,834	4,000	
Total		5,000	6,859	4,000	
TOTALS		\$10,000	\$8,876	\$9,000	

ANNUAL BUDGET

SUMMARY

Parks & Recreation Special Fund Aquatics

	CATEGORY	BUDGET 2021-2022	ACTUAL AS OF JUNE 2022	PROPOSED 2022-2023
6100	Personnel Services	\$0	\$0	\$0
6200	Materials & Supplies	0	0	0
6300	Contractual Services	0	0	0
6700	Capital Outlay	90,000	2,504	25,000
	Total	\$90,000	\$2,504	\$25,000

Schedule of Personnel	Number of	Number of Pay Grade	Number of Positions
N/A			

ANNUAL BUDGET

DEPARTMENT:	Parks & Recr. Special Fd. Aquatics 25-51-03	FISCAL YEAR: 2022-2023		
CATEGORY	CODE	BUDGET 2021-2022	ACTUAL AS OF JUNE 2022	PROPOSED 2022-2023
CAPITAL OUTLAY				
Bldgs, Fixtures & Grounds	6720	\$90,000	\$2,504	\$25,000
Total		90,000	2,504	25,000
TOTALS		<u>\$90,000</u>	<u>\$2,504</u>	<u>\$25,000</u>

ANNUAL BUDGET

SUMMARY

Parks & Recreation Special Fund Fourth of July

	CATEGORY	BUDGET 2021-2022	ACTUAL AS OF JUNE 2022	PROPOSED 2022-2023
6100	Personnel Services	\$0	\$0	\$0
6200	Materials & Supplies	5,000	0	0
6300	Contractual Services	20,000	38,764	35,000
6700	Capital Outlay	0	0	0
6900	Interfund Transfers	0	0	0
	Total	\$25,000	\$38,764	\$35,000

Schedule of Personnel	Number of	Number of Pay Grade	Number of Positions
N/A			

ANNUAL BUDGET

DEPARTMENT:		Parks & Recr. Special Fd.	FISCAL YEAR: 2022-2023		
		Fourth of July -25-51-04			
CATEGORY	CODE	BUDGET 2021-2022	ACTUAL AS OF JUNE 2022	PROPOSED 2022-2023	
MATERIALS & SUPPLIES					
Miscellaneous Supplies	6220	\$5,000	\$0	\$0	
Total		5,000	0	0	
CONTRACTUAL SERVICES					
Advertising/Publication	6337	0	1,990	0	
Contractual Services	6393	20,000	36,774	35,000	
Total		20,000	38,764	35,000	
TOTALS		\$25,000	\$38,764	\$35,000	

CITY OF NEDERLAND

ANNUAL BUDGET

MCML DISPATCH FUND

ANNUAL BUDGET

MID COUNTY MUNICIPAL LEAGUE CENTRAL DISPATCH & INFORMATION TECHNOLOGY

The Mid County Municipal League Central Dispatch is responsible for the dispatch of Fire, Police, and other emergency responders for the cities of Nederland, Groves, and Port Neches. This department is under the direction of the Chief of Police. Funding is provided by yearly contributions from the three municipalities based upon their respective populations. In fiscal year 2008-2009, the MCML entered into a cost-sharing proposal for information technology services. This department provides technology support for the cities of Nederland, Groves, and Port Neches.

CITY OF NEDERLAND

ANNUAL BUDGET

**MID-COUNTY MUNICIPAL LEAGUE
CENTRAL DISPATCH FUND
SCHEDULE OF REVENUES & APPROPRIATIONS
FISCAL YEAR 2022-2023**

	Budget 2021-2022	Actual As Of June 2022	Proposed 2022-2023
FUND BALANCE - October 1	\$1,352,220	\$1,352,220	\$1,344,390
REVENUES			
City of Groves	557,587	418,190	584,214
City of Port Neches	492,665	369,751	514,708
City of Nederland	586,931	440,198	615,631
Interest Income	0	763	1,180
TOTAL REVENUES	<u>1,637,183</u>	<u>1,228,902</u>	<u>1,715,733</u>
EXPENDITURES			
Personnel Services	1,156,739	869,041	1,218,189
Materials & Supplies	14,550	9,455	14,550
Contractual Services	473,724	312,774	482,994
Capital Outlay	0	0	0
TOTAL EXPENDITURES	<u>1,645,013</u>	<u>1,191,270</u>	<u>1,715,733</u>
EXCESS (DEFICIT) OF REVENUES OVER EXPENSES	(7,830)	37,632	0
FUND BALANCE - Sept. 30	<u><u>\$1,344,390</u></u>	<u><u>\$1,389,852</u></u>	<u><u>\$1,344,390</u></u>

CITY OF NEDERLAND

ANNUAL BUDGET

SUMMARY

MCML Information Technology

	CATEGORY	BUDGET 2021-2022	ACTUAL AS OF JUNE 2022	PROPOSED 2022-2023
6100	Personnel Services	\$251,739	\$184,669	\$262,984
6200	Materials & Supplies	7,000	7,256	7,000
6300	Contractual Services	397,874	270,392	398,144
6700	Capital Outlay	<u>0</u>	<u>0</u>	<u>0</u>
	Total	<u>\$656,613</u>	<u>\$462,317</u>	<u>\$668,128</u>

Schedule of Personnel	Number of Pay Grade	Number of Positions
Information Technology Manager	122	1
Computer Support Specialist	112	1
Total		2

ANNUAL BUDGET

FUND: MCML Central Dispatch **FISCAL YEAR: 2022-2023**
DEPARTMENT: Information Technology 70-17-00

CATEGORY	CODE	BUDGET 2021-2022	ACTUAL AS OF JUNE 2022	PROPOSED 2022-2023
PERSONNEL SERVICES				
Salaries & Wages	6110	\$185,224	\$137,445	\$193,614
Overtime	6111	3,000	811	3,000
Longevity	6113	960	704	1,056
Group Insurance	6121	33,339	24,099	35,242
TMRS	6124	14,151	11,085	14,346
Social Security	6126	14,473	10,025	15,122
Worker's Compensation	6128	592	500	604
Total		251,739	184,669	262,984
MATERIALS & SUPPLIES				
Supplies/Minor Tools & Equipment	6265	7,000	7,256	7,000
Total		7,000	7,256	7,000
CONTRACTUAL SERVICES				
Computer System	6315	279,950	201,792	279,950
Telephone	6331	2,000	2,827	2,000
Training & Travel	6333	12,500	9,455	12,500
Insurance-General	6341	2,730	2,726	3,000
Insurance Motor Equipment	6343	950	870	950
Electricity	6348	0	1,681	3,500
Vehicle & Equipment R & M	6355	2,500	0	2,500

CITY OF NEDERLAND

ANNUAL BUDGET

FUND: MCML Central Dispatch **FISCAL YEAR:** 2022-2023
DEPARTMENT: Information Technology 70-17-00

CATEGORY	CODE	BUDGET 2021-2022	ACTUAL AS OF JUNE 2022	PROPOSED 2022-2023
CONTRACTUAL SERVICES				
Dues & Memberships	6377	800	936	800
Contractual Services	6393	96,444	50,105	92,944
Total		397,874	270,392	398,144
TOTALS		<u><u>\$656,613</u></u>	<u><u>\$462,317</u></u>	<u><u>\$668,128</u></u>

CITY OF NEDERLAND

ANNUAL BUDGET

SUMMARY

MCML Central Dispatch

	CATEGORY	BUDGET 2021-2022	ACTUAL AS OF JUNE 2022	PROPOSED 2022-2023
6100	Personnel Services	\$905,000	\$684,372	\$955,205
6200	Materials & Supplies	7,550	2,199	7,550
6300	Contractual Services	75,850	42,382	84,850
6700	Capital Outlay	<u>0</u>	<u>0</u>	<u>0</u>
	Total	<u>\$988,400</u>	<u>\$728,953</u>	<u>\$1,047,605</u>

Schedule of Personnel	Number of Pay Grade	Number of Positions
Telecommunications Supervisor	115	1
Telecommunications Operator	108	10
Total		11

ANNUAL BUDGET

FUND:

MCML Central Dispatch

FISCAL YEAR: 2022-2023

DEPARTMENT:

Central Dispatch - 70-21-00

CATEGORY	CODE	BUDGET 2021-2022	ACTUAL AS OF JUNE 2022	PROPOSED 2022-2023
CONTRACTUAL SERVICES				
Fixed Plant & Equipment R & M	6351	600	560	600
Vehicle & Equipment R & M	6355	4,000	1,600	4,000
Rental Equipment	6366	23,800	13,869	23,800
Janitorial Services	6380	950	630	950
Contractual Services	6393	14,000	319	14,000
Contingency	6406	0	0	5,000
Total		75,850	42,382	84,850
TOTALS		<u>\$988,400</u>	<u>\$728,953</u>	<u>\$1,047,605</u>

CITY OF NEDERLAND

ANNUAL BUDGET

DEBT SCHEDULES

ANNUAL BUDGET

DEBT SERVICE FUND

The Debt Service Fund is established by ordinances authorizing the issuance of bonds and providing for the payment of bond principal and interest as they come due. An ad valorem (property) tax rate and tax levy is required to be computed and levied which will be sufficient to produce the money to satisfy annual debt service requirements. In addition, some debt issues are funded by Water & Sewer revenues.

ANNUAL BUDGET

DEBT SERVICE FUND SCHEDULE OF REVENUES & APPROPRIATIONS BUDGET FISCAL YEAR 2022-2023

	Budget 2021-2022	Actual As Of June 2022	Proposed 2022-2023
FUND BALANCE - October 1	\$146,718	\$146,718	\$146,718
REVENUES			
Current Taxes	1,961,273	1,940,258	1,970,260
Delinquent Taxes	36,000	19,753	28,000
Taxes Penalty & Interest	25,000	21,148	25,000
Interest Income	0	355	300
Transfer In	964,438	482,219	965,738
TOTAL REVENUES	<u>2,986,711</u>	<u>2,463,733</u>	<u>2,989,298</u>
EXPENDITURES			
Interest	788,911	394,455	706,498
Principal	2,195,000	0	2,280,000
Agent's Fees	2,800	1,000	2,800
TOTAL EXPENDITURES	<u>2,986,711</u>	<u>395,455</u>	<u>2,989,298</u>
EXCESS (DEFICIT) OF REVENUES OVER EXPENDITURES	0	2,068,278	0
FUND BALANCE - Sept. 30	<u>\$146,718</u>	<u>\$2,214,996</u>	<u>\$146,718</u>

CITY OF NEDERLAND

ANNUAL BUDGET

SUMMARY

Debt Service Fund

	CATEGORY	BUDGET 2021-2022	ACTUAL AS OF JUNE 2022	PROPOSED 2022-2023
6100	Personnel Services	\$0	\$0	\$0
6200	Materials & Supplies	0	0	0
6300	Contractual Services	0	0	0
6700	Capital Outlay	0	0	0
6800	Debt Service	<u>2,986,711</u>	<u>382,513</u>	<u>2,986,711</u>
	Total	<u><u>\$2,986,711</u></u>	<u><u>\$382,513</u></u>	<u><u>\$2,986,711</u></u>

Schedule of Personnel	Number of Pay Grade	Number of Positions
N/A		

ANNUAL BUDGET

FUND: Debt Service Fund **FISCAL YEAR:** 2022-2023
DEPARTMENT: Debt Service - 40-70-00

CATEGORY	CODE	BUDGET 2021-2022	ACTUAL AS OF JUNE 2022	PROPOSED 2022-2023
DEBT SERVICE				
Interest	6800	\$788,911	\$381,640	\$788,911
Principal	6801	2,195,000	0	2,195,000
Agent's Fees	6802	2,800	873	2,800
Total		2,986,711	382,513	2,986,711
TOTALS		\$2,986,711	\$382,513	\$2,986,711

CITY OF NEDERLAND

ANNUAL BUDGET

SUPPLEMENTAL INFORMATION

ANNUAL BUDGET

DEBT SCHEDULES

ANNUAL BUDGET

CITY OF NEDERLAND SUMMARY OF TOTAL BONDED INDEBTEDNESS BUDGET FISCAL YEAR 2022-2023

ISSUE/SERIES	MATURITY	ORIGINAL ISSUE	PRIOR MATURITY	BALANCE 10/1/2022	FY 2023 PRINCIPAL	BALANCE 9/30/2023
Gen. Oblig. Ref. Bonds 2013	2023	3,520,000	2,855,000	665,000	665,000	0
Tax & Revenue COs 2013	2033	2,600,000	920,000	1,680,000	125,000	1,555,000
Tax & Revenue COs 2017	2027	4,975,000	1,825,000	3,150,000	580,000	2,570,000
Tax & Revenue COs 2018	2038	9,695,000	1,435,000	8,260,000	395,000	7,865,000
Gen. Oblig. Ref. Bonds 2020	2031	2,410,000	340,000	2,070,000	180,000	1,890,000
Tax Notes 2020	2025	1,040,000	630,000	410,000	135,000	275,000
Comb Tax & Revenue COs 2021	2036	4,170,000	190,000	4,170,000	200,000	3,780,000
TOTALS		\$28,410,000	\$8,195,000	\$20,405,000	\$2,280,000	\$17,935,000

SCHEDULE OF DEBT REQUIREMENTS TO MATURITY

FY	OUTSTANDING	PRINCIPAL	INTEREST	TOTAL
2023	20,215,000	2,280,000	706,497	2,986,497
2024	17,935,000	1,720,000	620,521	2,340,521
2025	16,215,000	1,785,000	558,833	2,343,833
2026	14,430,000	1,710,000	495,325	2,205,325
2027	12,720,000	1,780,000	424,775	2,204,775
2028	10,940,000	1,145,000	362,675	1,507,675
2029	9,795,000	1,180,000	325,675	1,505,675
2030	8,615,000	1,225,000	280,338	1,505,338
2031	7,390,000	1,275,000	231,975	1,506,975
2032	6,115,000	1,025,000	187,600	1,212,600
2033	5,090,000	1,055,000	157,181	1,212,181
2034	4,035,000	890,000	125,400	1,015,400
2035	3,145,000	915,000	100,250	1,015,250
2036	2,230,000	940,000	73,100	1,013,100
2037	1,290,000	635,000	45,150	680,150
2038	655,000	655,000	22,925	677,925
TOTAL		\$20,215,000	\$4,718,220	\$24,933,220

ANNUAL BUDGET

CITY OF NEDERLAND CHRONOLOGICAL STATEMENT OF DEBT REQUIREMENTS BUDGET FISCAL YEAR 2022-2023

ISSUE	SERIES	PRINCIPAL	INTEREST	TOTAL
3/1/2023				
General Obligation Refunding Bonds	2013	0.00	11,637.50	11,637.50
Tax & Revenue Certificates of Oblig.	2013	0.00	35,312.50	35,312.50
Tax & Revenue Certificates of Oblig.	2017	0.00	63,000.00	63,000.00
Tax & Revenue Certificates of Oblig.	2018	0.00	143,218.75	143,218.75
General Obligation Refunding Bonds	2020	0.00	51,750.00	51,750.00
Tax Notes	2020	0.00	2,583.00	2,583.00
Combination Tax & Revenue Cert of Oblig	2021	0.00	45,746.88	45,746.88
		<u>0.00</u>	<u>353,248.63</u>	<u>353,248.63</u>
9/1/2023				
General Obligation Refunding Bonds	2013	665,000.00	11,637.50	676,637.50
Tax & Revenue Certificates of Oblig.	2013	125,000.00	35,312.50	160,312.50
Tax & Revenue Certificates of Oblig.	2017	580,000.00	63,000.00	643,000.00
Tax & Revenue Certificates of Oblig.	2018	395,000.00	143,218.75	538,218.75
General Obligation Refunding Bonds	2020	180,000.00	51,750.00	231,750.00
Tax Notes	2020	135,000.00	2,583.00	137,583.00
Combination Tax & Revenue Cert of Oblig	2021	200,000.00	45,746.88	245,746.88
		<u>2,280,000.00</u>	<u>353,248.63</u>	<u>2,633,248.63</u>
Total Debt Service Requirement		<u>\$2,280,000.00</u>	<u>\$706,497.26</u>	<u>\$2,986,497.26</u>

CITY OF NEDERLAND

ANNUAL BUDGET

CITY OF NEDERLAND RECAP OF REVENUE AND TAX OBLIGATION BONDS

BUDGET	PRINCIPAL	INTEREST 1ST PMT	INTEREST 2ND PMT	TOTAL DUE	AMOUNT OUTSTANDING AFTER PAYMENT
2022-23	2,280,000.00	353,248.63	353,248.63	2,986,497.26	17,935,000.00
2023-24	1,720,000.00	310,260.63	310,260.63	2,340,521.26	16,215,000.00
2024-25	1,785,000.00	279,416.38	279,416.38	2,343,832.76	14,430,000.00
2025-26	1,710,000.00	247,662.50	247,662.50	2,205,325.00	12,720,000.00
2026-27	1,780,000.00	212,387.50	212,387.50	2,204,775.00	10,940,000.00
2027-28	1,145,000.00	181,337.50	181,337.50	1,507,675.00	9,795,000.00
2028-29	1,180,000.00	162,837.50	162,837.50	1,505,675.00	8,615,000.00
2029-30	1,225,000.00	140,168.75	140,168.75	1,505,337.50	7,390,000.00
2030-31	1,275,000.00	115,987.50	115,987.50	1,506,975.00	6,115,000.00
2031-32	1,025,000.00	93,800.00	93,800.00	1,212,600.00	5,090,000.00
2032-33	1,055,000.00	78,590.63	78,590.63	1,212,181.26	4,035,000.00
2033-34	890,000.00	62,700.00	62,700.00	1,015,400.00	3,145,000.00
2034-35	915,000.00	50,125.00	50,125.00	1,015,250.00	2,230,000.00
2035-36	940,000.00	36,550.00	36,550.00	1,013,100.00	1,290,000.00
2036-37	635,000.00	22,575.00	22,575.00	680,150.00	655,000.00
2037-38	655,000.00	11,462.50	11,462.50	677,925.00	0.00

CITY OF NEDERLAND

ANNUAL BUDGET

CITY OF NEDERLAND RECAP OF TAX OBLIGATION BONDS

BUDGET	PRINCIPAL	INTEREST 1ST PMT	INTEREST 2ND PMT	TOTAL DUE	AMOUNT OUTSTANDING AFTER PAYMENT
2022-23	1,705,000.00	158,279.88	158,279.88	2,021,559.76	8,180,000.00
2023-24	1,120,000.00	127,691.88	127,691.88	1,375,383.76	7,060,000.00
2024-25	1,160,000.00	109,797.63	109,797.63	1,379,595.26	5,900,000.00
2025-26	1,055,000.00	91,543.75	91,543.75	1,238,087.50	4,845,000.00
2026-27	1,095,000.00	70,443.75	70,443.75	1,235,887.50	3,750,000.00
2027-28	425,000.00	51,918.75	51,918.75	528,837.50	3,325,000.00
2028-29	435,000.00	46,668.75	46,668.75	528,337.50	2,890,000.00
2029-30	455,000.00	37,775.00	37,775.00	530,550.00	2,435,000.00
2030-31	470,000.00	28,468.75	28,468.75	526,937.50	1,965,000.00
2031-32	490,000.00	21,856.25	21,856.25	533,712.50	1,475,000.00
2032-33	500,000.00	15,675.00	15,675.00	531,350.00	975,000.00
2033-34	320,000.00	9,150.00	9,150.00	338,300.00	655,000.00
2034-35	325,000.00	6,550.00	6,550.00	338,100.00	330,000.00
2035-36	330,000.00	3,300.00	3,300.00	336,600.00	0.00

CITY OF NEDERLAND

ANNUAL BUDGET

**CITY OF NEDERLAND
GENERAL OBLIGATION REFUNDING BONDS
SERIES 2013**

BUDGET	PRINCIPAL SEPTEMBER 1	INTEREST MARCH 1	INTEREST SEPTEMBER 1	TOTAL DUE	AMOUNT OUTSTANDING AFTER PAYMENT
2022-23	665,000.00	11,637.50	11,637.50	688,275.00	0.00

CITY OF NEDERLAND

ANNUAL BUDGET

**CITY OF NEDERLAND
TAX & REVENUE CERTIFICATES OF OBLIGATION
SERIES 2013**

BUDGET	PRINCIPAL SEPTEMBER 1	INTEREST MARCH 1	INTEREST SEPTEMBER 1	TOTAL DUE	AMOUNT OUTSTANDING AFTER PAYMENT
2022-23	125,000.00	35,312.50	35,312.50	195,625.00	1,555,000.00
2023-24	130,000.00	32,812.50	32,812.50	195,625.00	1,425,000.00
2024-25	135,000.00	30,212.50	30,212.50	195,425.00	1,290,000.00
2025-26	140,000.00	27,512.50	27,512.50	195,025.00	1,150,000.00
2026-27	145,000.00	24,712.50	24,712.50	194,425.00	1,005,000.00
2027-28	150,000.00	21,812.50	21,812.50	193,625.00	855,000.00
2028-29	155,000.00	18,625.00	18,625.00	192,250.00	700,000.00
2029-30	165,000.00	15,331.25	15,331.25	195,662.50	535,000.00
2030-31	170,000.00	11,825.00	11,825.00	193,650.00	365,000.00
2031-32	180,000.00	8,212.50	8,212.50	196,425.00	185,000.00
2032-33	185,000.00	4,162.50	4,162.50	193,325.00	0.00

CITY OF NEDERLAND

ANNUAL BUDGET

**CITY OF NEDERLAND
TAX & REVENUE CERTIFICATES OF OBLIGATION
SERIES 2017**

BUDGET	PRINCIPAL SEPTEMBER 1	INTEREST MARCH 1	INTEREST SEPTEMBER 1	TOTAL DUE	AMOUNT OUTSTANDING AFTER PAYMENT
2022-23	580,000.00	63,000.00	63,000.00	706,000.00	2,570,000.00
2023-24	605,000.00	51,400.00	51,400.00	707,800.00	1,965,000.00
2024-25	630,000.00	39,300.00	39,300.00	708,600.00	1,335,000.00
2025-26	655,000.00	26,700.00	26,700.00	708,400.00	680,000.00
2026-27	680,000.00	13,600.00	13,600.00	707,200.00	0.00

CITY OF NEDERLAND

ANNUAL BUDGET

**CITY OF NEDERLAND
TAX NOTES
SERIES 2020**

BUDGET	PRINCIPAL SEPTEMBER 1	INTEREST MARCH 1	INTEREST SEPTEMBER 1	TOTAL DUE	AMOUNT OUTSTANDING AFTER PAYMENT
2022-23	135,000.00	2,583.00	2,583.00	140,166.00	275,000.00
2023-24	135,000.00	1,732.50	1,732.50	138,465.00	140,000.00
2024-25	140,000.00	882.00	882.00	141,764.00	0.00

ANNUAL BUDGET

**CITY OF NEDERLAND
COMBINATION TAX AND REVENUE CERTIFICATES OF OBLIGATION
SERIES 2021**

BUDGET	PRINCIPAL SEPTEMBER 1	INTEREST MARCH 1	INTEREST SEPTEMBER 1	TOTAL DUE	AMOUNT OUTSTANDING AFTER PAYMENT
2022-23	200,000.00	45,746.88	45,746.88	291,493.76	3,780,000.00
2023-24	250,000.00	41,746.88	41,746.88	333,493.76	3,530,000.00
2024-25	255,000.00	39,403.13	39,403.13	333,806.26	3,275,000.00
2025-26	260,000.00	37,331.25	37,331.25	334,662.50	3,015,000.00
2026-27	270,000.00	32,131.25	32,131.25	334,262.50	2,745,000.00
2027-28	275,000.00	30,106.25	30,106.25	335,212.50	2,470,000.00
2028-29	280,000.00	28,043.75	28,043.75	336,087.50	2,190,000.00
2029-30	290,000.00	22,443.75	22,443.75	334,887.50	1,900,000.00
2030-31	300,000.00	16,643.75	16,643.75	333,287.50	1,600,000.00
2031-32	310,000.00	13,643.75	13,643.75	337,287.50	1,290,000.00
2032-33	315,000.00	11,512.50	11,512.50	338,025.00	975,000.00
2033-34	320,000.00	9,150.00	9,150.00	338,300.00	655,000.00
2034-35	325,000.00	6,550.00	6,550.00	338,100.00	330,000.00
2035-36	330,000.00	3,300.00	3,300.00	336,600.00	0.00

CITY OF NEDERLAND

ANNUAL BUDGET

CITY OF NEDERLAND RECAP OF WATER & SEWER REVENUE BONDS

BUDGET	PRINCIPAL	INTEREST 1ST PMT	INTEREST 2ND PMT	TOTAL DUE	AMOUNT OUTSTANDING AFTER PAYMENT
2022-23	575,000.00	194,968.75	194,968.75	964,937.50	9,755,000.00
2023-24	600,000.00	182,568.75	182,568.75	965,137.50	9,155,000.00
2024-25	625,000.00	169,618.75	169,618.75	964,237.50	8,530,000.00
2025-26	655,000.00	156,118.75	156,118.75	967,237.50	7,875,000.00
2026-27	685,000.00	141,943.75	141,943.75	968,887.50	7,190,000.00
2027-28	720,000.00	129,418.75	129,418.75	978,837.50	6,470,000.00
2028-29	745,000.00	116,168.75	116,168.75	977,337.50	5,725,000.00
2029-30	770,000.00	102,393.75	102,393.75	974,787.50	4,955,000.00
2030-31	805,000.00	87,518.75	87,518.75	980,037.50	4,150,000.00
2031-32	535,000.00	71,943.75	71,943.75	678,887.50	3,615,000.00
2032-33	555,000.00	62,915.63	62,915.63	680,831.26	3,060,000.00
2033-34	570,000.00	53,550.00	53,550.00	677,100.00	2,490,000.00
2034-35	590,000.00	43,575.00	43,575.00	677,150.00	1,900,000.00
2035-36	610,000.00	33,250.00	33,250.00	676,500.00	1,290,000.00
2036-37	635,000.00	22,575.00	22,575.00	680,150.00	655,000.00
2037-38	655,000.00	11,462.50	11,462.50	677,925.00	0.00

CITY OF NEDERLAND

ANNUAL BUDGET

**CITY OF NEDERLAND
TAX & REVENUE CERTIFICATES OF OBLIGATION
SERIES 2018**

BUDGET	PRINCIPAL SEPTEMBER 1	INTEREST MARCH 1	INTEREST SEPTEMBER 1	TOTAL DUE	AMOUNT OUTSTANDING AFTER PAYMENT
2022-23	395,000.00	143,218.75	143,218.75	681,437.50	7,865,000.00
2023-24	410,000.00	135,318.75	135,318.75	680,637.50	7,455,000.00
2024-25	425,000.00	127,118.75	127,118.75	679,237.50	7,030,000.00
2025-26	440,000.00	118,618.75	118,618.75	677,237.50	6,590,000.00
2026-27	460,000.00	109,818.75	109,818.75	679,637.50	6,130,000.00
2027-28	475,000.00	102,918.75	102,918.75	680,837.50	5,655,000.00
2028-29	485,000.00	95,793.75	95,793.75	676,587.50	5,170,000.00
2029-30	500,000.00	88,518.75	88,518.75	677,037.50	4,670,000.00
2030-31	520,000.00	80,393.75	80,393.75	680,787.50	4,150,000.00
2031-32	535,000.00	71,943.75	71,943.75	678,887.50	3,615,000.00
2032-33	555,000.00	62,915.63	62,915.63	680,831.26	3,060,000.00
2033-34	570,000.00	53,550.00	53,550.00	677,100.00	2,490,000.00
2034-35	590,000.00	43,575.00	43,575.00	677,150.00	1,900,000.00
2035-36	610,000.00	33,250.00	33,250.00	676,500.00	1,290,000.00
2036-37	635,000.00	22,575.00	22,575.00	680,150.00	655,000.00
2037-38	655,000.00	11,462.50	11,462.50	677,925.00	0.00

ANNUAL BUDGET

**CITY OF NEDERLAND
GENERAL OBLIGATION REFUNDING
SERIES 2020**

BUDGET	PRINCIPAL SEPTEMBER 1	INTEREST MARCH 1	INTEREST SEPTEMBER 1	TOTAL DUE	AMOUNT OUTSTANDING AFTER PAYMENT
2022-23	180,000.00	51,750.00	51,750.00	283,500.00	1,890,000.00
2023-24	190,000.00	47,250.00	47,250.00	284,500.00	1,700,000.00
2024-25	200,000.00	42,500.00	42,500.00	285,000.00	1,500,000.00
2025-26	215,000.00	37,500.00	37,500.00	290,000.00	1,285,000.00
2026-27	225,000.00	32,125.00	32,125.00	289,250.00	1,060,000.00
2027-28	245,000.00	26,500.00	26,500.00	298,000.00	815,000.00
2028-29	260,000.00	20,375.00	20,375.00	300,750.00	555,000.00
2029-30	270,000.00	13,875.00	13,875.00	297,750.00	285,000.00
2030-31	285,000.00	7,125.00	7,125.00	299,250.00	0.00

CITY OF NEDERLAND

ANNUAL BUDGET

**SUMMARY OF CAPITAL
EXPENDITURES**

ANNUAL BUDGET

CAPITAL OUTLAY BY FUND AND DEPARTMENT FISCAL YEAR 2022-2023

FUND/DEPARTMENT	DESCRIPTION	ACCOUNT NUMBER	AMOUNT
General Fund:			
Police Department	Portable Radios (2)	6747	\$11,000
Street Department	Street Improvements	6730	\$275,000
Parks & Recreation	Disc Golf	6720	\$10,000
Library	LED Lights	6720	\$50,000
Street Improvement Fund	Street Improvements	6730	\$802,500
Water & Sewer Fund:			
Wastewater Treatment Plant	WWT Plant Equipment	6740	\$10,000
Equipment Replacement Fund-General:			
Police Department	Chevy Tahoe SUVs (2)	6742	\$105,535
Fire Department	Battery Operated Jaws of Life	6744	\$32,465
Street Department	Ford F150 Pickup Truck	6742	\$50,000
Equipment Replacement Fund - Water & Sewer			
Billing & Collections	Belt Clip Transceiver	6744	\$5,000
Billing & Collections	Mobile Data Collector	6744	\$8,000
Equipment Replacement Fund - Solid Waste			
Solid Waste	Garbage Truck	6742	\$402,000
Library Special Fund	Security Cameras	6743	\$24,000
Hotel/Motel Fund			
Windmill	Windmill Porch	6720	\$47,000
Tex Ritter Park	Landscaping	6720	\$5,000
Parks & Recreation Special Fund			
Parks & Recreation	Tennis Court and Parking Lot	6720	\$61,000
Parks & Recreation	Pool Deck and Pool Slide Fence	6720	\$25,000
TOTAL CAPITAL OUTLAY FOR FISCAL YEAR 2022-2023			<u><u>\$1,923,500</u></u>

CITY OF NEDERLAND

ANNUAL BUDGET

This page left blank intentionally

CITY OF NEDERLAND

GLOSSARY OF TERMS

ANNUAL BUDGET

APPROPRIATION: An authorization made by the City Council which permits officials to incur obligations against and to make expenditures of governmental resources. Appropriations are usually made for fixed amounts and are typically granted for a one year period.

ASSESSED VALUATION: The estimated value placed upon real and personal property by the Chief Appraiser of the Appraisal District as the basis for levying property taxes.

ASSETS: Property owned by the City for which a monetary value has been established.

BASIS OF ACCOUNTING: The basis of accounting is accrual for all Enterprise Funds. The modified accrual basis is used for the General Fund and Special Revenue Funds.

BOND: A certificate of debt issued by an entity, guaranteeing payment of the original investment, plus interest, by a specified future date. Bonds are typically used for long-term debt to pay for specific capital expenditures.

BUDGET: An annual plan of financial operation embodying an estimate of proposed expenditures and the estimated means of financing them. The approved budget is authorized by ordinance and thus specifies the legal spending limits for the fiscal year.

CAPITAL OUTLAY: Expenditures for the acquisition of fixed assets which by definition have a useful life of more than one year. Included in this category is the cost of land, buildings, permanent improvements, machinery, large tools, rolling and stationary equipment.

CONTINGENCY: A budgetary reserve set aside for emergencies or unforeseen expenditures.

ENTERPRISE FUNDS: Funds used to account for the acquisition, operation and maintenance of governmental facilities and services which are entirely or predominately self-supported by user charges. The funds are operated in a manner similar to comparable private enterprises.

EXPENDITURE: The payment of cash on the transfer of property or services for the purpose of acquiring an asset, service, or settling a loss.

EXPENSE: Charges incurred (whether paid immediately or unpaid) for operations, maintenance, interest, or other charges.

FISCAL YEAR: The twelve month period beginning October 1st and ending the following September 30th.

FUND: A set of interrelated accounts which record revenues and expenditures associated with a specific purpose.

ANNUAL BUDGET

GENERAL OBLIGATION (G. O.) BONDS: Bonds that finance a variety of public projects such as streets, buildings, and improvements; the repayment of these bonds is usually made from property taxes.

OPERATING BUDGET: The portion of the budget that pertains to daily operations that provide basic governmental services. The operating budget contains appropriations for salaries and benefits, maintenance, and contractual services.

RESOURCES: Total dollars available for appropriation including estimated revenues, fund transfers, and beginning fund balances.

REVENUE: Generally refers to income received by the City from taxes, fees, grants, interest on investments, and other related sources.

REVENUE BOND: A type of bond backed only by the revenues from a specific enterprise or project.

SALARIES AND BENEFITS: Costs related to compensating employees, including salaries, wages, insurance, payroll taxes and retirement contributions.

SPECIAL REVENUE FUNDS: Funds which account for revenues from revenue sources which by law are designated to finance particular functions or activities of government and which, therefore, cannot be diverted to other uses.

OPERATING EXPENSES: Operational expenses related to cost of goods, maintenance agreements, professional or technical services and other outside organizations.

TAX LEVY: The total amount to be raised by general property taxes for operating and debt service purposes.

TAX RATE: the amount of tax levied for each \$100 of assessed valuations.

ANNUAL BUDGET

OBJECT CLASSIFICATIONS

ANNUAL BUDGET

OBJECT CLASSIFICATION

**OBJECT
NUMBER DESCRIPTION**

PERSONNEL COST

6110 SALARIES
Regular full time and part-time employees

6111 OVERTIME
Payment for time worked in excess of 40 hours/week and holidays

6113 LONGEVITY
Benefit based on the number of years of service

6115 EXTRA HELP
Temporary part-time positions

6116 EDUCATIONAL CERTIFICATION
Incentive pay for advanced skill and state license

6121 GROUP INSURANCE
Insurance benefit paid by the City

6124 TMRS
City's contribution to the Employees' pension plan

6126 SOCIAL SECURITY
City's contribution to FICA

6128 WORKER'S COMPENSATION
City's contribution to Worker's Comp. Insurance System

MATERIALS AND SUPPLIES

6210 GENERAL OFFICE SUPPLIES
Account used for cost of office supplies, copy supplies, minor computer parts, and data processing supplies

6212 BOOKS & PUBLICATIONS
Account used for purchase of books

6220 MISCELLANEOUS SUPPLIES
Account used for supplies such as medical, janitorial, animal shelter, election, laundry, etc.

6222 MOTOR VEHICLE FUEL
Account used for cost of gasoline, diesel, etc.

6231 WEARING APPAREL
Account used for cost of uniforms, raincoats, gas masks, etc.

6236 FOODS
Account used for cost of food, coffee, etc.

6240 SIGNS, SIGNALS & MARKERS
Account used for cost of traffic signs, signal system, etc.

ANNUAL BUDGET

- 6242 GARBAGE BAGS**
Account used for cost of garbage bags
- 6243 SPECIAL PROGRAM SUPPLIES**
Account used for cost of special program supplies such as Recreation Programs, Fire or Police Programs, Summer Reading Program, Safety Program, Heritage Festival, Service Awards, etc.
- 6246 STREET & BRIDGE SUPPLIES**
Account used for cost of minor maintenance on streets & bridges
- 6247 WATER & SEWER MAINS**
Account used to buy inventory supplies for water & sewer mains
- 6248 STORM SEWERS**
Account used for cost to maintain existing storm sewers
- 6256 CHEMICALS & INSECTICIDES**
Account used for chlorine, insect sprays, etc.
- 6258 MOTOR VEHICLE SUPPLIES**
Account used for cost of minor vehicle parts, oil & grease, etc.
- 6264 GARBAGE CONTAINERS**
Account used for cost of big bins for trash disposal
- 6265 SUPPLIES/MINOR TOOLS & EQUIPMENT**
Account used for cost of minor maintenance supplies, electrical supplies, hoses, pumps, paint, nails, welding supplies, etc.
- 6270 EQUIPMENT MAINTENANCE & REPAIR**
Account used for cost of maintenance and repair of equipment
- 6274 SAFETY EQUIPMENT**
Account used for cost of safety equipment
- 6275 WATER METER & BOXES**
Account used for cost of, and repairs to, water meters & boxes

CONTRACTUAL SERVICES

- 6310 ENGINEERING**
Account used for cost of outside professional engineering services rendered to the City
- 6311 AUDITING & ACCOUNTING**
Account used for cost of outside professional services rendered to the City for year-end auditing and special projects
- 6312 CONSULTANT SERVICES**
Account used for cost of outside professional services rendered to the City for special projects
- 6313 LEGAL SERVICES**
Account used for cost of outside professional services rendered to the City for legal advice
- 6314 MEDICAL SERVICES AND PRE-EMPLOYMENT**
Account used for costs of pre-employment medical exams, drug screens, and routine preventative medical costs

ANNUAL BUDGET

- 6315 COMPUTER SYSTEM**
Account used for costs of NT network; including remote connections and software maintenance
- 6317 REIMBURSEMENT**
Account used for pre-determined amount reimbursed to various departments & Council members for expenses
- 6318 RECORDING FEES**
Account used for cost of filing liens
- 6320 INSPECTION FEES**
Account used for cost of outside professional services rendered to the City for inspection of construction projects
- 6323 HEALTH INSPECTION FEES**
Account used for cost of inspection services on water system
- 6324 LABORATORY TESTING**
Account used for cost of testing soil and ground, water & sewer, and miscellaneous testing for construction projects
- 6326 RETIREE INSURANCE**
Account used for cost of providing insurance for retirees
- 6331 TELEPHONE**
Account used for cost of local & long distance phone service
- 6332 POSTAGE & FREIGHT**
Account used for cost of mailing & shipping
- 6333 TRAINING & TRAVEL**
Account used for cost of schooling & training programs, and reimbursement of employee expenses incurred while away from City on business
- 6337 ADVERTISING/PUBLICATION**
Account used for cost of advertising & publishing legal notices
- 6338 PRINTING & BINDING**
Account used for cost of printing the budget and forms
- 6341 INSURANCE GENERAL**
Account used for cost of general liability, commercial auto, law enforcement insurance, etc.
- 6342 SURETY, FIDELITY BONDS**
Account used for cost of bonding City Officials and Employees
- 6343 INSURANCE MOTOR EQUIPMENT**
Account used for cost of bodily injury or property damage insurance on City owned or operated vehicles
- 6347 UNEMPLOYMENT REIMBURSEMENT**
Account used for cost of unemployment reimbursement to TEC
- 6348 ELECTRICITY**
Account used for cost of electric bills incurred by the City

ANNUAL BUDGET

- 6349 NATURAL GAS**
Account used for cost of gas bills incurred by the City
- 6350 BLDG/STRUCTURE IMPROVEMENTS**
Account used for cost of contractual repair & maintenance to City buildings
- 6351 FIXED PLANT & EQUIPMENT R & M**
Account used for cost of contractual repair & maintenance of stationery equipment such as pumps, compressors, etc.
- 6354 TRAFFIC LIGHTS**
Account used for cost of signals
- 6355 VEHICLE & EQUIPMENT R & M**
Account used for cost of contractual repair & maintenance of vehicles, office equipment, radios, etc.
- 6357 STREET STRIPING**
Account used for costs incurred in street striping
- 6359 STREETS / ALLEYS**
Account used for cost of contractual repair & maintenance of streets and alleys
- 6363 SUBDIVISION REFUNDS**
Account used to reimburse developers for cost of infrastructure
- 6365 STREET LIGHTS**
Account used for cost of streetlights within the City
- 6366 RENTAL EQUIPMENT**
Account used for rental cost of any equipment such as heavy equipment, copy machine, postage machine, etc.
- 6368 UNIFORM RENTAL**
Account used for cost of providing uniforms
- 6371 SENIOR CITIZEN CENTER**
Account used to supplement the senior citizen program
- 6372 COURT COSTS, JURY FEES**
Fees paid to jurors during court sessions & court costs
- 6373 JUDGEMENTS & DAMAGES**
Account used for any costs incurred from lawsuits
- 6374 CITY JUDGE**
Account used for fees paid to judges for court sessions
- 6377 DUES & MEMBERSHIPS**
Account used for cost of annual association dues, etc.
- 6380 JANITORIAL SERVICES**
Account used for cost of cleaning services
- 6384 PRISONER COST**
Account used for costs incurred in housing prisoners
- 6389 PAYMENT TO CHAMBER & HISTORICAL SOCIETY**
Account used for payments to the Chamber of Commerce and Nederland Historical Society

ANNUAL BUDGET

- 6390 WASTE DISPOSAL**
Account used for costs of solid waste disposal
- 6391 SUPPORT OF ANIMAL SHELTER**
Account used for costs incurred by the animal shelter
- 6392 FEES FOR OFFICIATING**
Account used for cost of officiating recreation programs
- 6393 CONTRACTUAL SERVICES**
Account used for cost of miscellaneous contractual services
- 6397 GREEN WASTE DISPOSAL**
Account used for cost of disposal of green waste
- 6400 SPECIAL PROGRAM CONTRACTUAL**
Account used for contractual cost of special programs such as Recreation Programs, Fire or Police Programs, Summer Reading Program, Heritage Festival, Safety Program, Service Awards, etc.
- 6404 UNTREATED WATER**
Account used for cost of untreated water from the Lower Neches Valley Authority (LNVA)
- 6406 CONTINGENCY**
Funds for emergencies for unforeseen expenditures

CAPITAL OUTLAY

*** (TO BE CONSIDERED CAPITAL, THE ITEM MUST TOTAL \$5,000 OR ABOVE)

- 6710 LAND IMPROVEMENTS**
Account used for expenditures incurred in the acquisition of land, easements, and right-of-way, and land improvements
- 6720 BLDGS, FIXTURES & GROUNDS**
Account used for expenditures incurred in the acquisition, construction, or improvements of buildings and grounds
- 6730 STREET IMPROVEMENTS**
Account used for expenditures incurred in the construction and improvements of streets, roadways and highways
- 6731 STORM SEWERS**
Account used for expenditures incurred on storm sewers
- 6740 PLANT EQUIPMENT**
Account used for cost of acquiring pumps, compressors, heating and cooling equipment, etc.
- 6742 MOTOR VEHICLES**
Account used for cost of trucks, trailers, cars, etc.
- 6743 FURNITURE, FIXTURES, OFFICE EQUIPMENT**
Account used for cost of desks, file cabinets, computers, etc.
- 6744 MISCELLANEOUS EQUIPMENT**
Account used for cost of small equipment such as fire hoses, rods, volt meters, cameras, mowers, jack hammers, drills, presses, power saws, etc.

ANNUAL BUDGET

- 6745 HEAVY EQUIPMENT**
Account used for cost of heavy equipment and machinery
- 6748 RECREATION EQUIPMENT**
Account used for cost of recreation equipment such as swings, picnic tables, etc.
- 6749 FIRE HYDRANTS**
Account used for cost of, and installation of, fire hydrants
- 6755 WATER DISTRIBUTION LINES**
Account used for acquisition or installation of water transmission and distribution lines
- 6756 SEWER COLLECTION LINES**
Account used for acquisition or installation of sewer transmission and distribution lines
- 6757 TANKS & TOWERS**
Account used for the acquisition, construction or drilling of tanks and towers
- 6758 SEWER LIFT STATION**
Account used for cost and construction of sewer lift stations and equipment
- 6760 WATER TAPS**
Account used for installation of water taps to property owners for water usage
- 6761 SEWER TAPS**
Account used for installation of sewer taps to property owners for sewer usage

ANNUAL BUDGET

**PERSONNEL POSITIONS AND
WAGE SCALE**

ANNUAL BUDGET

List of Positions

Position	Number of	Pay Grade
City Manager	1	132
Director of Finance/Assistant City Manager	1	127
Chief of Police	1	127
Public Works Director	1	127
Fire Chief/Fire Marshal	1	126
Human Resources Director/Assistant to the City Manager	1	125
Information Technology Manager	1	122
Chief Building Official	1	121
Director of Library Services	1	120
City Clerk	1	117
Parks & Recreation Director	1	117
Water Operations Supervisor	1	115
Treatment Plant Supervisor	2	115
Street and City Shop Supervisor	1	115
Accounting Supervisor	1	115
Solid Waste/Animal Control Supervisor	1	115
Telecommunications Supervisor	1	115
Executive Secretary	1	114
Computer Support Specialist	1	112
Plant Operator	7	110
Heavy Equipment Operator	5	109
Equipment Mechanic	1	109
Court Administrator	1	108
Code Enforcement Officer	1	108
Telecommunications Operator	10	108
Animal Control Officer	1	107
Administrative Secretary	4	107
Sanitation Driver	7	106
Maintenance Worker	13	106
Departmental Clerk	4	106
Meter Reader	2	106
Recreation Assistant	1	105

ANNUAL BUDGET

List of Positions

Position	Number of	Pay Grade
Library Assistant	3	105
Wastewater Plant Facility Worker	1	104
Assistant Police Chief	1	CB
Police Sergeant	6	CB
Police Officer	21	CB
Assistant Fire Chief	1	CB
Fire Captain	3	CB
Fire Fighter	12	CB
Total Positions Authorized	125	

ANNUAL BUDGET

CITY OF NEDERLAND WAGE SCALE - EFFECTIVE OCTOBER 1, 2022

Grade	Step 1	Step 2	Step 3	Step 4	Step 5	Step 6	Step 7
100	23,795.20	24,502.40	26,000.00	27,601.60	29,224.00	30,971.20	32,448.00
Biweekly	915.20	942.40	1,000.00	1,061.60	1,124.00	1,191.20	1,248.00
Hourly	11.44	11.78	12.50	13.27	14.05	14.89	15.60
101	31,387.20	32,323.20	34,278.40	36,337.60	38,500.80	40,830.40	42,744.00
Biweekly	1,207.20	1,243.20	1,318.40	1,397.60	1,480.80	1,570.40	1,644.00
Hourly	15.09	15.54	16.48	17.47	18.51	19.63	20.55
102	32,968.00	33,966.40	35,984.00	38,147.20	40,414.40	42,827.20	44,907.20
Biweekly	1,268.00	1,306.40	1,384.00	1,467.20	1,554.40	1,647.20	1,727.20
Hourly	15.85	16.33	17.30	18.34	19.43	20.59	21.59
103	34,611.20	35,651.20	37,772.80	40,060.80	42,452.80	45,011.20	47,132.80
Biweekly	1,331.20	1,371.20	1,452.80	1,540.80	1,632.80	1,731.20	1,812.80
Hourly	16.64	17.14	18.16	19.26	20.41	21.64	22.66
104	36,379.20	37,460.80	39,686.40	42,078.40	44,595.20	47,236.80	49,462.40
Biweekly	1,399.20	1,440.80	1,526.40	1,618.40	1,715.20	1,816.80	1,902.40
Hourly	17.49	18.01	19.08	20.23	21.44	22.71	23.78
105	38,168.00	39,312.00	41,641.60	44,179.20	46,820.80	49,608.00	52,000.00
Biweekly	1,468.00	1,512.00	1,601.60	1,699.20	1,800.80	1,908.00	2,000.00
Hourly	18.35	18.90	20.02	21.24	22.51	23.85	25.00
106	40,060.80	41,267.20	43,721.60	46,363.20	49,150.40	52,104.00	54,558.40
Biweekly	1,540.80	1,587.20	1,681.60	1,783.20	1,890.40	2,004.00	2,098.40
Hourly	19.26	19.84	21.02	22.29	23.63	25.05	26.23

ANNUAL BUDGET

CITY OF NEDERLAND WAGE SCALE - EFFECTIVE OCTOBER 1, 2022

Grade	Step 1	Step 2	Step 3	Step 4	Step 5	Step 6	Step 7
107	42,099.20	43,368.00	45,926.40	48,713.60	51,584.00	54,766.40	57,304.00
Biweekly	1,619.20	1,668.00	1,766.40	1,873.60	1,984.00	2,106.40	2,204.00
Hourly	20.24	20.85	22.08	23.42	24.80	26.33	27.55
108	44,200.00	45,531.20	48,214.40	51,168.00	54,204.80	57,449.60	60,132.80
Biweekly	1,700.00	1,751.20	1,854.40	1,968.00	2,084.80	2,209.60	2,312.80
Hourly	21.25	21.89	23.18	24.60	26.06	27.62	28.91
109	46,425.60	47,819.20	50,606.40	53,684.80	56,867.20	60,257.60	63,211.20
Biweekly	1,785.60	1,839.20	1,946.40	2,064.80	2,187.20	2,317.60	2,431.20
Hourly	22.32	22.99	24.33	25.81	27.34	28.97	30.39
110	48,734.40	50,190.40	53,164.80	56,409.60	59,820.80	63,377.60	66,352.00
Biweekly	1,874.40	1,930.40	2,044.80	2,169.60	2,300.80	2,437.60	2,552.00
Hourly	23.43	24.13	25.56	27.12	28.76	30.47	31.90
111	51,168.00	52,707.20	55,848.00	59,155.20	62,712.00	66,497.60	69,638.40
Biweekly	1,968.00	2,027.20	2,148.00	2,275.20	2,412.00	2,557.60	2,678.40
Hourly	24.60	25.34	26.85	28.44	30.15	31.97	33.48
112	53,726.40	55,328.00	58,635.20	62,171.20	65,894.40	69,804.80	73,153.60
Biweekly	2,066.40	2,128.00	2,255.20	2,391.20	2,534.40	2,684.80	2,813.60
Hourly	25.83	26.60	28.19	29.89	31.68	33.56	35.17
113	56,368.00	58,052.80	61,505.60	65,249.60	69,222.40	73,299.20	76,835.20
Biweekly	2,168.00	2,232.80	2,365.60	2,509.60	2,662.40	2,819.20	2,955.20
Hourly	27.10	27.91	29.57	31.37	33.28	35.24	36.94

ANNUAL BUDGET

CITY OF NEDERLAND WAGE SCALE - EFFECTIVE OCTOBER 1, 2022

Grade	Step 1	Step 2	Step 3	Step 4	Step 5	Step 6	Step 7
114	59,217.60	60,985.60	64,646.40	68,515.20	72,612.80	76,980.80	80,641.60
Biweekly	2,277.60	2,345.60	2,486.40	2,635.20	2,792.80	2,960.80	3,101.60
Hourly	28.47	29.32	31.08	32.94	34.91	37.01	38.77
115	62,129.60	64,001.60	67,891.20	71,947.20	76,273.60	80,870.40	84,739.20
Biweekly	2,389.60	2,461.60	2,611.20	2,767.20	2,933.60	3,110.40	3,259.20
Hourly	29.87	30.77	32.64	34.59	36.67	38.88	40.74
116	65,270.40	67,225.60	71,281.60	75,566.40	80,059.20	84,905.60	88,940.80
Biweekly	2,510.40	2,585.60	2,741.60	2,906.40	3,079.20	3,265.60	3,420.80
Hourly	31.38	32.32	34.27	36.33	38.49	40.82	42.76
117	68,556.80	70,616.00	74,817.60	79,331.20	84,094.40	89,128.00	93,371.20
Biweekly	2,636.80	2,716.00	2,877.60	3,051.20	3,234.40	3,428.00	3,591.20
Hourly	32.96	33.95	35.97	38.14	40.43	42.85	44.89
118	71,968.00	74,131.20	78,582.40	83,304.00	88,275.20	93,600.00	98,051.20
Biweekly	2,768.00	2,851.20	3,022.40	3,204.00	3,395.20	3,600.00	3,771.20
Hourly	34.60	35.64	37.78	40.05	42.44	45.00	47.14
119	75,545.60	77,812.80	82,513.60	87,443.20	92,726.40	98,280.00	102,897.60
Biweekly	2,905.60	2,992.80	3,173.60	3,363.20	3,566.40	3,780.00	3,957.60
Hourly	36.32	37.41	39.67	42.04	44.58	47.25	49.47
120	79,331.20	81,702.40	86,632.00	91,852.80	97,344.00	103,209.60	108,056.00
Biweekly	3,051.20	3,142.40	3,332.00	3,532.80	3,744.00	3,969.60	4,156.00
Hourly	38.14	39.28	41.65	44.16	46.80	49.62	51.95

ANNUAL BUDGET

CITY OF NEDERLAND WAGE SCALE - EFFECTIVE OCTOBER 1, 2022

Grade	Step 1	Step 2	Step 3	Step 4	Step 5	Step 6	Step 7
121	83,324.80	85,820.80	90,958.40	96,366.40	102,190.40	108,347.20	113,484.80
Biweekly	3,204.80	3,300.80	3,498.40	3,706.40	3,930.40	4,167.20	4,364.80
Hourly	40.06	41.26	43.73	46.33	49.13	52.09	54.56
122	87,464.00	90,105.60	95,513.60	101,254.40	107,286.40	113,734.40	119,163.20
Biweekly	3,364.00	3,465.60	3,673.60	3,894.40	4,126.40	4,374.40	4,583.20
Hourly	42.05	43.32	45.92	48.68	51.58	54.68	57.29
123	91,873.60	94,640.00	100,256.00	106,288.00	112,715.20	119,454.40	125,112.00
Biweekly	3,533.60	3,640.00	3,856.00	4,088.00	4,335.20	4,594.40	4,812.00
Hourly	44.17	45.50	48.20	51.10	54.19	57.43	60.15
124	96,428.80	99,320.00	105,310.40	111,592.00	118,331.20	125,403.20	131,352.00
Biweekly	3,708.80	3,820.00	4,050.40	4,292.00	4,551.20	4,823.20	5,052.00
Hourly	46.36	47.75	50.63	53.65	56.89	60.29	63.15
125	101,233.60	104,270.40	110,552.00	117,208.00	124,217.60	131,684.80	137,945.60
Biweekly	3,893.60	4,010.40	4,252.00	4,508.00	4,777.60	5,064.80	5,305.60
Hourly	48.67	50.13	53.15	56.35	59.72	63.31	66.32
126	106,288.00	109,470.40	116,064.00	123,052.80	130,457.60	138,299.20	144,872.00
Biweekly	4,088.00	4,210.40	4,464.00	4,732.80	5,017.60	5,319.20	5,572.00
Hourly	51.10	52.63	55.80	59.16	62.72	66.49	69.65
127	111,612.80	114,961.60	121,929.60	129,209.60	136,947.20	145,163.20	152,048.00
Biweekly	4,292.80	4,421.60	4,689.60	4,969.60	5,267.20	5,583.20	5,848.00
Hourly	53.66	55.27	58.62	62.12	65.84	69.79	73.10

ANNUAL BUDGET

CITY OF NEDERLAND WAGE SCALE - EFFECTIVE OCTOBER 1, 2022

Grade	Step 1	Step 2	Step 3	Step 4	Step 5	Step 6	Step 7
128	117,249.60	120,764.80	128,003.20	135,657.60	143,790.40	152,484.80	159,702.40
Biweekly	4,509.60	4,644.80	4,923.20	5,217.60	5,530.40	5,864.80	6,142.40
Hourly	56.37	58.06	61.54	65.22	69.13	73.31	76.78
129	123,094.40	126,796.80	134,388.80	142,438.40	150,966.40	160,035.20	167,668.80
Biweekly	4,734.40	4,876.80	5,168.80	5,478.40	5,806.40	6,155.20	6,448.80
Hourly	59.18	60.96	64.61	68.48	72.58	76.94	80.61
130	129,230.40	133,099.20	141,107.20	149,552.00	158,537.60	168,022.40	176,051.20
Biweekly	4,970.40	5,119.20	5,427.20	5,752.00	6,097.60	6,462.40	6,771.20
Hourly	62.13	63.99	67.84	71.90	76.22	80.78	84.64
131	135,678.40	139,755.20	148,137.60	157,019.20	166,441.60	176,404.80	184,828.80
Biweekly	5,218.40	5,375.20	5,697.60	6,039.20	6,401.60	6,784.80	7,108.80
Hourly	65.23	67.19	71.22	75.49	80.02	84.81	88.86
132	142,480.00	146,723.20	155,563.20	164,860.80	174,761.60	185,224.00	194,064.00
Biweekly	5,480.00	5,643.20	5,983.20	6,340.80	6,721.60	7,124.00	7,464.00
Hourly	68.50	70.54	74.79	79.26	84.02	89.05	93.30

ANNUAL BUDGET

This page left blank intentionally

CITY OF NEDERLAND